


ENR THE TOP 400

Overview p. 66 // 2018-19 at a Glance p. 66 // Profitability Analysis p. 66 // Revenue Volume p. 66 // Backlog Analysis p. 66 // A Decade of Contracting Revenue p. 66 // Markets' Share of Total Revenue p. 67 // Domestic Staff Hiring p. 67 // International Staff Hiring p. 67 // International Market Analysis p. 68 // F.H. Paschen's Street CRED p. 68 // Top 400 Dialogue p. 69 // Top 20 by Sector pp. 70-71 // Clayco Is Building a St. Louis Landmark Building p. 71 // Top 100 by New Contracts p. 72 // Top 50 Contractors Working Abroad p. 73 // Top 50 Domestic Heavy Contractors p. 74 // Top 50 Domestic General Building Revenue p. 75 // How To Read the Tables p. 75 // Top 400 List p. 76 // Top 400 Index p. 91

NUMBER 101



THIRSTY WORK

Garney Holding Co. is the EPC contractor and investor in the \$927-million Vista River Water Supply Project in San Antonio.

PHOTO COURTESY OF GARNEY HOLDING CO.

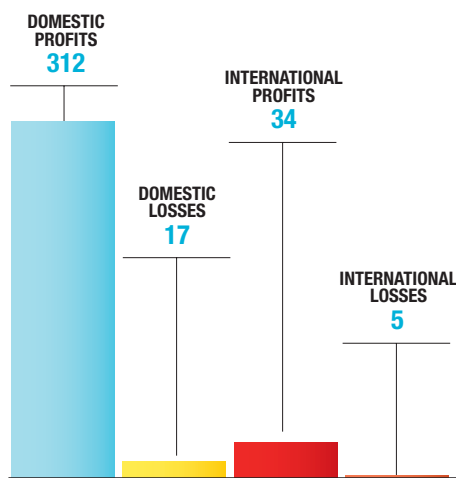
The Market Keeps Growing

The market has hit its tenth year of growth, one of the longer expansions in history. But firms don't see any signs of a cooling off. By Gary J. Tulacz

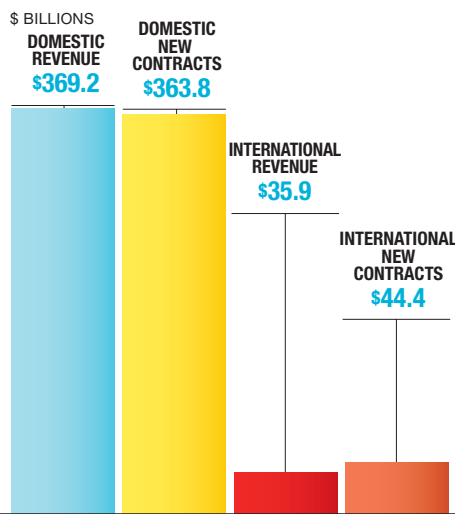


2018-19 at a Glance

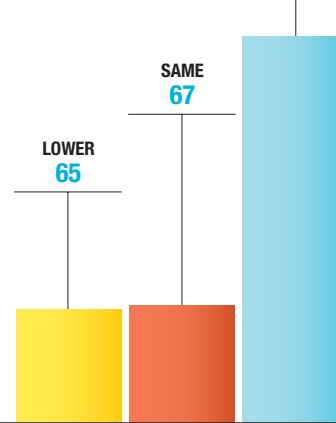
NUMBER OF FIRMS REPORTING PROFITABILITY



VOLUME



NUMBER OF FIRMS REPORTING SIZE OF BACKLOG



COMPARING THE PAST DECADE'S CONTRACTOR REVENUE

\$ BILLIONS
SOURCE: ENR



The construction market has been growing steadily for nearly 10 years, with no signs of stopping. Industry veterans know the market can't sustain this pace forever, but they are focused on the opportunities in front of them.

The still-healthy market is evident in the results of this year's ENR Top 400 Contractors survey. As a group, those firms generated a new record of \$405 billion in contracting revenue in 2018, a significant increase of 8.3% from the 2017 total of \$373.98 billion. Contracting revenue from U.S. projects rose a healthy 9.1%, to \$369.15 billion, over last year's mark of \$338.43 billion. Contracting revenue from projects outside the U.S. rose just 0.9% last year, to \$35.85 billion. But with rising oil and commodity prices spurring new work in the oil-and-gas and mining and metals markets, the international revenue stagnation may be coming to an end.

One constant over the past two decades of the Top 400 has been Bechtel ranked No. 1 on the list. This year is no exception, as the construction giant rides the new surge in U.S. energy projects to revenue growth. "The U.S. is rapidly becoming the leading producer of oil and natural gas in the world," says Jack Futcher, Bechtel president. The firm recently completed two liquefied natural gas trains—in Corpus Christi, Texas, and Sabine Pass, La.—and is building two more in the



"We all remember 2009-11 and don't want to see that again. So we as an industry are constantly wary, watching for signs of a downturn. But we don't see any yet."

Dennis Cornick,
Executive Vice
President,
Gilbane Building
Co.

same locations, all for Cheniere Energy Inc.

But Futcher points out that the recent rise in oil prices has not slowed growth in the downstream petrochemical industry. Bechtel is building an ethylene-polyethylene complex located in the Ohio River Valley north of Pittsburgh that is designed to produce 1.6 million tons of polyethylene per year. "It is the biggest petrochemical project in the U.S. outside the Gulf Coast," he says.

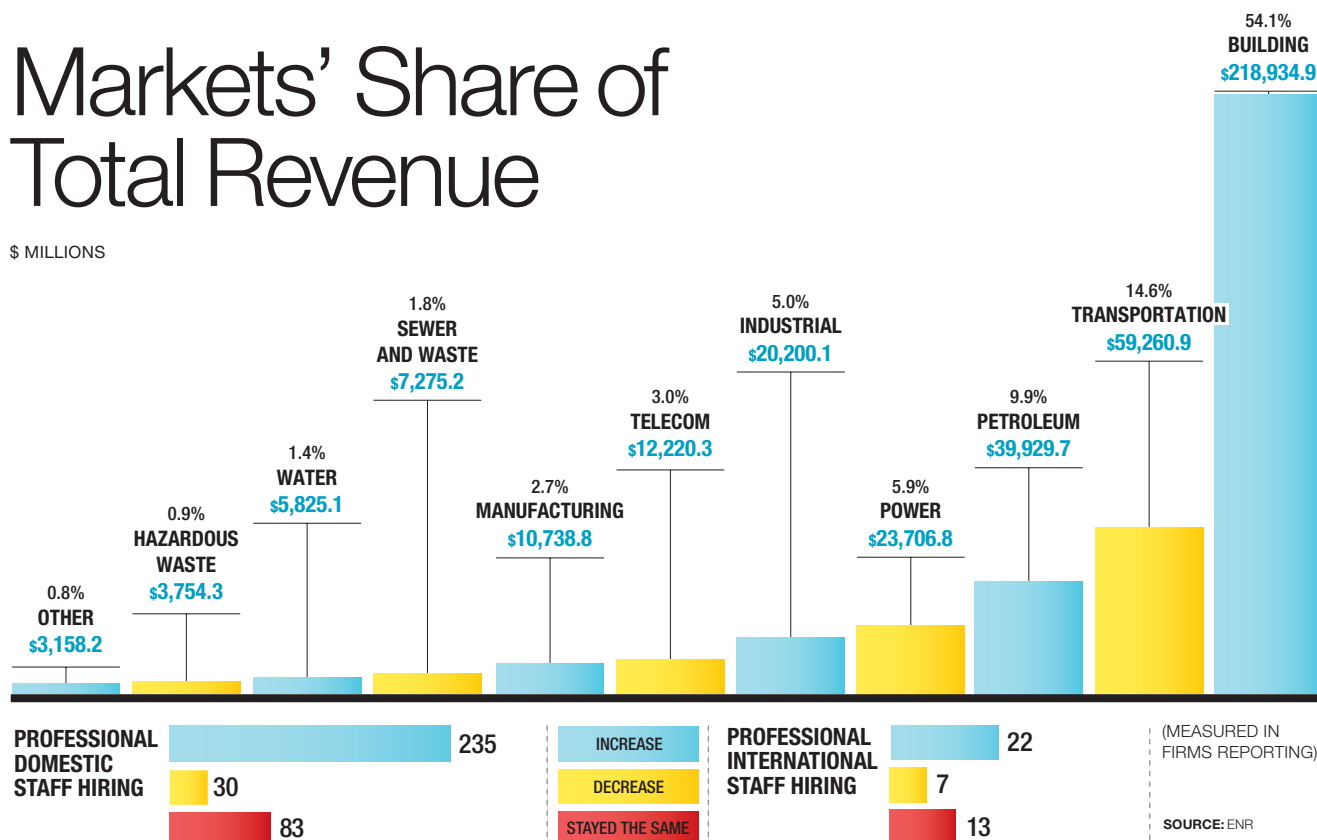
In 2018, many contractors made moves to expand or enhance their offerings. Perhaps the biggest was McDermott International's acquisition of CB&I, which boosts its presence in the hydrocarbon market. "Through the combination, McDermott gained Lummus Technology. With the addition of Lummus, McDermott now has one of the industry's most robust technology portfolios in the hydrocarbon processing sector," says Samik Mukherjee, McDermott group vice president for projects.

According to the executive, this licensing of proprietary technology has resulted in \$8 billion in petrochemical and refining projects in the last five years. "Furthermore, we believe there are approximately \$39 billion of identified potential pull-through EPC opportunities related to the Lummus Technology portfolio," he says.

Many other contractors have gone the acquisition

Markets' Share of Total Revenue

\$ MILLIONS



route recently. Structure Tone added Canada's Govan Brown to enable it to work throughout that country and with a new portfolio of clients, while the firm's purchase of Florida-based Ajax Building Corp. expands its reach into public facilities and into the U.S. Southeast region.

Structure Tone now has rebranded itself as STO Building Group Inc. With that expanding platform, "we expect to see even more opportunities to enter new markets—both in geography and market sectors—in the coming years," says Bob Mullen, CEO of STO Building Group.

Another firm on the acquisition trail is Gray Construction, with the recent additions of GraySolutions, InLine Engineers and SPEC Engineering. "These companies focus specifically on the food and beverage market, which is where we anticipate the greatest growth in the future," says CEO Stephen Gray.

Many contractors also are expanding their geographic and market-sector reach. J.T. Magen & Co. opened a new office in Los Angeles and has won projects for the Jumpman LA and Foot Locker flagship stores, according to CEO Maurice Regan. Moss moved its Texas team from El Paso to the Dallas-Fort Worth area, where it recently was awarded a 257,000-sq-ft residential project, says Bob Moss, its CEO. AECOM has expanded its California operations and has com-

373

Firms on the list that sent in surveys in 2018.

68.8%

Companies that increased revenue in 2018 over 2017.

30.6%

Firms with lower revenue in 2018 than in 2017.

pleted or won several high-profile projects in the Los Angeles region, says Jay Badame, AECOM's president of building construction.

Other contractors are diversifying their markets. While Walbridge works primarily in the metals and automotive sectors, "we've found massive opportunities that are allowing us to translate our industrial experience to the mission-critical market," says John Rakolta III, executive vice president.

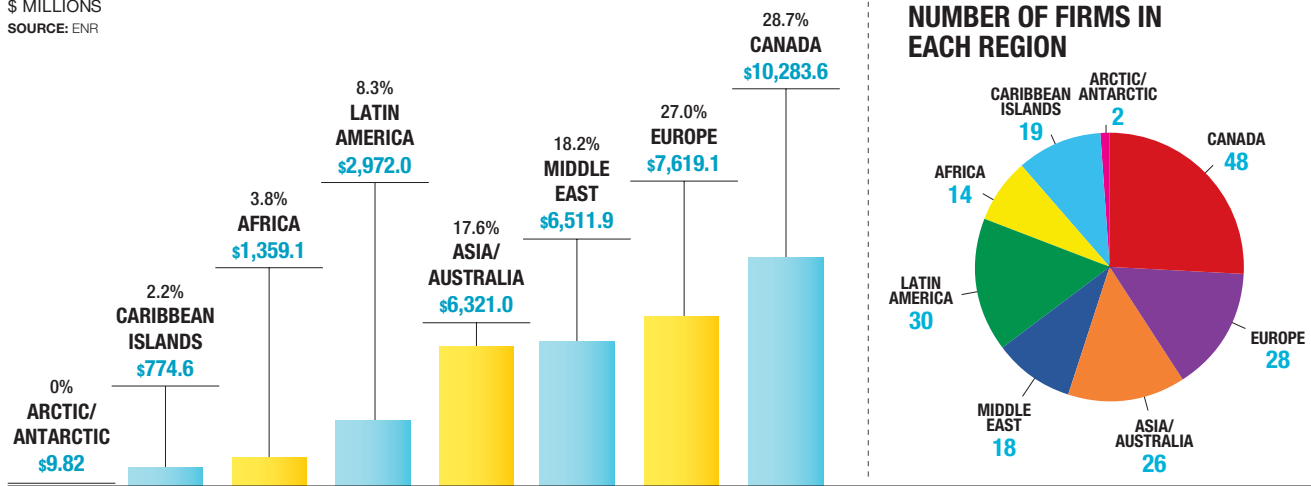
Sundt Construction recently formed Sundt Infrastructure Development, a subsidiary that is "dedicated to developing and investing in project opportunities through partnerships with premier infrastructure companies," says James Geer, Sundt Infrastructure Development group manager. He says this development and investment group "will be applied to our core business lines—transportation, industrial and building."

Sunny Forecast

Most Top 400 Contractor execs believe the market is strong, and they do not see any near-term bumps. "The markets we serve continue to look strong; all indications in our metrics point to 2020 and 2021 being good years, in terms of opportunities," says Ramin Cherahat, CEO of McCownGordon Construction. "Certain cities and market sectors may show some signs of slowing down, [but] the overall market continues to be positive."

International Market Analysis

\$ MILLIONS
SOURCE: ENR



Workforce | By Gary J. Tulacz

F.H. Paschen's Street CRED



Many groups are fighting the epidemic of gun violence in Chicago. One such effort is CRED—Creating Real Economic Destiny—led by former U.S. Secretary of Education Arne Duncan and Laurene Powell Jobs, founder and president of the Emerson Collective.

“CRED is designed to lower gun violence among young African-American men aged 17 to 24,” says its COO, David Snyder. The program teaches troubled young men soft skills to gain employment, showing them they can earn as much or more money pursuing work and a career as they can on the streets, he says. F.H. Paschen (**No. 151**) was one of the first firms to join in CRED’s

mission in 2016. “We made a top-down decision to improve life in the communities where we work,” says Charles Johnson, director of corporate strategy.

One CRED success story is Michael Reed, whom Paschen hired as a laborer (see above). He now is a Chicago Transit Authority rail improvement project apprentice. Paschen plans to hire other CRED workers. “The gold standard for us is to get young people into construction union jobs,” Snyder says, noting the local painters’ union is training six CRED enrollees.

Johnson says CRED has been a great success so far. “We hope more Chicago contractors get involved.” ■

We see this trend continuing for the next two years,” says Brasfield & Gorrie CEO Jim Gorrie.

There are some contractors who are watching for signs of a downturn, even though the current market looks good. For Turner Construction, the nation’s largest domestic contractor, the market looks fine. “We use our large footprint to watch for signs of market shifts,” says Pat A. Di Filippo, executive vice president. However, right now Turner prefers to focus on the work and opportunities in front of them rather than worry about what might be down the road, he says.

Gilbane Building Co. also is watching the market carefully. “We all remember 2009-11 and don’t want to see that again. So we as an industry are constantly wary, watching for signs of a downturn. But we don’t see any yet,” says Dennis Cornick, its executive vice president.

Costly Endeavor

One market constraint that has people concerned is the rising cost of construction. Interest rates may be one of the biggest threats to the overall market. While the U.S. Federal Reserve hinted earlier this year that its lending rates would not rise in the immediate future, a stronger-than-expected gross domestic product rise in March may shift thinking.

This has many contractors concerned. “We are closely watching interest rates,” says Chad Goodfellow, CEO of Goodfellow Bros. He says construction costs in the Pacific Northwest, Northern California and Hawaii have increased at a higher rate than consumer demand for housing. “If interest rates continue to rise, I worry many shovel-ready projects will be held back,” Goodfellow says. A rise in interest rates would

The Top 400 Dialogue

Are you seeing staff shortages, and what, if anything, are you doing to address them?



BART RICKETTS, CEO
LEASE CRUTCHER LEWIS
Seattle

The Northwest workforce is maxed out. Lewis has been selective about our new work to ensure we can handle the volume—and we've hired some great people relocating from the Midwest, the South and other regions.



Do you see any existing or new technologies that are helping the construction process?



ERIC CYLWIK, SENIOR ENGINEER
SUNDT CONSTRUCTION INC.
Tempe, Ariz.

For the first time in my career I've seen superintendents build digital tools to support construction. There's been a shift from digital tools developed by digitally focused people to digital tools developed by field-focused people.



KIM ROY, CEO
HITT CONTRACTING INC.
Falls Church, Va.

By 2022, we'll need 1.4 million additional craft-workers just to meet the current demand, [so] we continue to expand our summer externship program for high school students, as well as our HITT Futures program for college interns.



STEPHEN GRAY, CEO
GRAY CONSTRUCTION
Lexington, Ky.

We recently partnered with Georgia Tech to research proximity alarms for heavy equipment and how they could be integrated on a jobsite. The study has concluded and the execution plan is ongoing.



JEFF HOOPES, CEO
SWINERTON
San Francisco

We've also realized that during this labor shortage over the last several years, in order to compete and bring value to our clients, we've had to turn to self-performing a lot of our work, from concrete to doors, frames and hardware.



JAY BADAME, UNIT PRESIDENT,
AECOM
Los Angeles

We recently launched our Future of Construction microsite ... to highlight and add to the innovation conversation taking place across our industry, but from the perspective of having built some of the world's most complex structures.



MAURICE REGAN, CEO
J.T. MAGEN & CO. INC.
New York City

The labor shortage extends to the trades as well, so it's tough to get subcontractors that can [staff] jobs adequately. We have diversified our sub pool as a result to ensure worker needs are met to stay on deadline.



ANDY WASINIAK, VP-COMMERCIAL
WALBRIDGE
Detroit

The promise of 3D printing [is] being fulfilled. We're already using the technology to create custom-fit components that would be cost-prohibitive or even impossible to make any other way.



GEORGE PFEFFER, CHAIR
DPR CONSTRUCTION
Redwood City, Calif.

The only way we're going to solve the shortage coming into the trades is with partnerships across the industry where all contractors try to give back, instead of individual companies focusing on their individual needs.



CARL MCFARLAND, MKTG. EXEC.
KITCHELL CORP.
Phoenix

Technology alone will not deliver our desired results. The true innovators in our industry will be organizations that foster a highly driven culture [that can leverage] technologies across an integrated platform.



The Top 20 Contractors by Sector

1		PETROLEUM	
		Top 20 Revenue: \$36.6 Billion Top 20 Market Share: 91.8%	
RANK 2019	2018		
1	2	FLUOR CORP.	
2	3	MCDERMOTT (CB&I)	
3	1	BECHTEL	
4	5	TURNER INDUSTRIES GROUP LLC	
5	4	ZACHRY GROUP	
6	14	MICHELS CORP.	
7	8	PRIMORIS SERVICES CORP.	
8	6	KIEWIT CORP.	
9	7	KBR INC.	
10	13	PERFORMANCE CONTRACTORS INC.	
11	10	WOOD	
12	15	AECOM	
13	12	JACOBS	
14	18	S&B ENGINEERS AND CONSTRUCTORS LTD.	
15	20	SAULSBURY INDUSTRIES	
16	19	AEGION CORP.	
17	16	MATRIX SERVICE CO.	
18	9	PCL CONSTRUCTION ENTERPRISES INC.	
19	17	CAJUN INDUSTRIES LLC	
20	**	APTIM	

2		TRANSPORTATION	
		Top 20 Revenue: \$34.5 Billion Top 20 Market Share: 58.2%	
RANK 2019	2018		
1	1	BECHTEL	
2	3	KIEWIT CORP.	
3	2	TUTOR PERINI CORP.	
4	5	SKANSKA USA	
5	4	THE WALSH GROUP LTD.	
6	7	GRANITE CONSTRUCTION INC.	
7	6	DRAGADOS	
8	**	COLAS INC.	
9	11	HENSEL PHELPS	
10	8	LANE INDUSTRIES INC.	
11	10	AECOM	
12	9	FLATIRON CONSTRUCTION	
13	15	FLUOR CORP.	
14	12	FERROVIAL US CONSTRUCTION CORP.	
15	16	PCL CONSTRUCTION ENTERPRISES INC.	
16	13	CLARK GROUP	
17	**	HERZOG CONTRACTING CORP.	
18	14	OHL USA INC.	
19	20	RAILWORKS CORP.	
20	18	AUSTIN INDUSTRIES	

3		POWER	
		Top 20 Revenue: \$18.3 Billion Top 20 Market Share: 77.1%	
RANK 2019	2018		
1	3	BECHTEL	
2	4	KIEWIT CORP.	
3	6	DAY & ZIMMERMANN	
4	5	MORTENSON	
5	1	FLUOR CORP.	
6	7	BLACK & VEATCH	
7	8	AECOM	
8	2	MCDERMOTT (CB&I)	
9	12	BURNS & MCDONNELL	
10	10	WOOD	
11	**	CHARAH SOLUTIONS	
12	20	PRIMORIS SERVICES CORP.	
13	14	INFRASTR. & ENERGY ALTERNATIVES INC.	
14	11	SWINERTON	
15	13	MICHELS CORP.	
16	15	ZACHRY GROUP	
17	16	JINGOLI - DCO	
18	17	BARNARD CONSTRUCTION CO. INC.	
19	**	FERREIRA CONSTRUCTION CO. INC.	
20	**	ENERFAB	

have a particular impact on the commercial office market, says George Pfeffer, chair of DPR Construction's management committee.

Costs also are having an effect on project financing. "We do see some hesitancy and a slight slowing in construction lending. Equity requirements are rising and banks are looking for higher balance sheets," says Joel Stensby, president of KPRS Construction Services.

This reluctance to lend and unpredictable construction costs are having a major effect on developer-driven projects. One sector that is feeling the pinch is multi-family residential. "With increasing costs of construction, developers are starting to have difficulty getting larger projects to pencil," says Ryan Heeter, COO of GE Johnson Construction Co.

Nowhere is this trend more apparent than in San Francisco, which ranks as the most expensive city to build in. "It's very difficult to build a market-rate apartment because the rents can't support the construction costs," says Jeff Hoopes, CEO of Swinerton. Multiunit residential faces pressure in almost every city, he notes, where yields are lower and, right now, the cost of construction is so high.

This cost escalation is causing project slippage. When prices come in higher than expected, "own-



"The tariffs have only been a slight bump in the road and are more than offset by the optimism caused by tax cuts, and the Qualified Opportunity Zone tax incentive putting more fuel on the fire."

Robert G. Clark,
CEO, Clayco

ers are then faced with the decision to redesign or value engineer it, or delay the start by six months to a year in hopes that the market slows down and more subcontractors and general contractors become available to bid," says Mark Luegering, COO of Messer Construction.

There also is some concern about the impact of tariffs on materials prices. Tariffs on aluminum and steel last year caused a great deal of uncertainty about materials prices among contractors and suppliers. However, many contractors managed to factor in the tariffs' impact on their projects.

This may all change with recent moves by the Trump administration. On May 10, the administration announced a hike on tariffs on \$200 billion worth of Chinese goods, to 25% from 10%. Among those goods are numerous materials and products used in construction. A week later, the administration cut tariffs on metals coming from Canada and Mexico, which should relieve some of the expected cost burden borne by contractors, suppliers and owners.

Tariffs have increased the consternation over construction costs. "Tariff talks are leading to material pricing uncertainty. Tariffs that would negatively impact the raw materials' cost of construction inputs could create challenges, and our model to provide a

The Top 20 Contractors by Sector

4 INDUSTRIAL		
Top 20 Revenue: \$14.6 Billion Top 20 Market Share: 72.5%		
RANK	2019	2018
1	2	FLUOR CORP.
2	1	BECHTEL
3	3	DPR CONSTRUCTION
4	9	TURNER CORP.
5	7	HASKELL
6	5	ALBERICI-FLINTCO
7	4	JACOBS
8	17	DENNIS GROUP
9	11	GILBANE BUILDING CO.
10	8	STELLAR
11	15	THE YATES COS. INC.
12	**	CRB
13	18	KLINGER COS. INC.
14	6	SKANSKA USA
15	**	CR MEYER
16	12	GRAY CONSTRUCTION
17	20	CCC GROUP INC.
18	14	KIEWIT CORP.
19	13	THE WHITING-TURNER CONTRACTING CO.
20	**	THE BOLDT CO.

5 TELECOMMUNICATIONS		
Top 20 Revenue: \$11.5 Billion Top 20 Market Share: 93.7%		
RANK	2019	2018
1	4	THE WHITING-TURNER CONTRACTING CO.
2	3	TURNER CORP.
3	1	HOLDER CONSTRUCTION CO.
4	2	DPR CONSTRUCTION
5	5	FORTIS CONSTRUCTION INC.
6	7	HITT CONTRACTING INC.
7	6	BLACK & VEATCH
8	8	STO BUILDING GROUP INC.
9	11	JE DUNN CONSTRUCTION CO.
10	12	HENSEL PHELPS
11	14	AECOM
12	10	ROGERS-O'BRIEN CONSTRUCTION
13	16	BECHTEL
14	17	GILBANE BUILDING CO.
15	13	CLUNE CONSTRUCTION CO.
16	18	THE BECK GROUP
17	19	GRANGER CONSTRUCTION CO.
18	20	MORTENSON
19	**	J.T. MAGEN & CO. INC.
20	15	FLUOR CORP.

6 HAZARDOUS WASTE		
Top 20 Revenue: \$4.0 Billion Top 20 Market Share: 107.8%		
RANK	2019	2018
1	1	FLUOR CORP.
2	2	BECHTEL
3	5	APTIM
4	4	SEVENSON ENVIRONMENTAL SERVICES INC.
5	6	ECC
6	3	JACOBS
7	**	ENTACT
8	18	SUKUT CONSTRUCTION
9	**	J.F. BRENNAN CO. INC.
10	9	CDM SMITH
11	**	ENERFAB
12	**	ASRC INDUSTRIAL SERVICES
13	10	OBG PART OF RAMBOLL
14	12	HALEY & ALDRICH INC.
15	8	GILBANE BUILDING CO.
16	13	TURNER INDUSTRIES GROUP LLC
17	11	EA ENG'G, SCIENCE, AND TECH. INC. PBC
18	14	BURNS & MCDONNELL
19	**	JAY CASHMAN INC.
20	19	PEPPER CONSTRUCTION GROUP

[guaranteed maximum price] early on in the project could also create a bigger burden of risk,” says Dave Bangasser, CEO of Opus Design Build. He says the firm’s integrated design-build model has helped mitigate some of the cost problems by substituting materials early in the design phase.

Gray Construction is another contractor tracking this issue. “We continue to watch tariff trends closely. We’re experiencing a strong construction economy, but there is potential the tariffs could have a negative impact on future projects,” says CEO Gray. He says after original steel tariffs were announced last year, Gray began integrating an escalation clause in its proposal documentation by setting aggressive deadlines for decisions to be made. “We have had to realize some increases or make arrangements to procure items earlier than we normally would in an effort to mitigate price increases of the overall project.”

The other side of the coin on construction costs is the level of competition and the pressure on contractors to keep bids low. “As the construction market continues to be strong, you might think we would see some easing of the competition in the markets we work in, but we’re not. Competition is as fierce as ever and we are all putting pressure on each other to keep fees low,” says Heeter of GE Johnson.

Buildings | By Gary J. Tulacz



Clayco (No. 32) is building the One Hundred, a 36-story, 385-ft-tall mixed-use building in St. Louis designed by Studio Gang that will include retail, parking and apartments with views of the park and the Gateway Arch.

The Top 100 Contractors by New Contracts

RANK 2019		NEW CONTRACTS IN \$ MIL.	RANK 2019		NEW CONTRACTS IN \$ MIL.	RANK 2019		NEW CONTRACTS IN \$ MIL.
1	FLUOR CORP.	27,672.3	36	ZACHRY GROUP	2,446.8	71	MANHATTAN CONSTRUCTION GROUP	1,316.5
2	TURNER CORP.	16,079.5	37	HATHAWAY DINWIDDIE CONSTR. CO.	2,422.0	72	OKLAND CONSTRUCTION CO. INC.	1,296.3
3	THE WHITING-TURNER CONTRACTING CO.	10,700.0	38	ARCO CONSTRUCTION COS.	2,268.1	73	THE KOKOSING GROUP OF COS.	1,286.0
4	GILBANE BUILDING CO.	10,142.3	39	LANE INDUSTRIES INC.	2,203.1	74	ROBINS & MORTON	1,253.0
5	KIEWIT CORP.	9,387.1	40	RYAN COS. INC.	2,119.0	75	J. H. FINDORFF & SON	1,200.0
6	BECHTEL	7,605.0	41	APTIM	2,073.1	76	OHL USA INC.	1,191.7
7	AECOM	7,340.0	42	COASTAL CONSTRUCTION GROUP	2,042.0	77	THE PIKE COS. LTD.	1,190.0
8	THE WALSH GROUP LTD.	6,703.7	43	AUSTIN INDUSTRIES	2,004.6	78	THE CHRISTMAN CO.	1,171.7
9	TUTOR PERINI CORP.	6,468.0	44	WEBCOR CONSTR. LP DBA WEBCOR	1,957.0	79	CORE CONSTRUCTION GROUP	1,165.4
10	SKANSKA USA	6,431.2	45	BARTON MALOW CO.	1,950.0	80	THE CONLAN CO.	1,154.1
11	DPR CONSTRUCTION	5,943.0	46	HITT CONTRACTING INC.	1,903.5	81	SHAWMUT DESIGN AND CONSTRUCTION	1,149.9
12	MCDERMOTT	5,648.7	47	WOOD	1,884.8	82	MCGOUGH	1,145.0
13	PCL CONSTRUCTION ENTERPRISES INC.	5,521.4	48	INFRASTRUCTURE & ENERGY ALTERNATIVES	1,819.6	83	FERROVIAL US CONSTRUCTION CORP.	1,117.1
14	MCCARTHY HOLDINGS INC.	5,404.0	49	FLATIRON CONSTRUCTION	1,810.5	84	GRAHAM CONSTRUCTION	1,108.3
15	STO BUILDING GROUP INC.	5,376.3	50	DEVCON CONSTRUCTION INC.	1,800.0	85	HUNTER ROBERTS CONSTR. GROUP LLC	1,103.0
16	CLARK GROUP	5,013.6	51	CHINA CONSTR. AMERICA/PLAZA CONSTR.	1,777.9	86	EUROVIA USA (FKA THE HUBBARD GROUP)	1,101.5
17	JE DUNN CONSTRUCTION CO.	4,911.7	52	BURNS & MCDONNELL	1,700.0	87	HOAR CONSTRUCTION LLC	1,100.0
18	HOLDER CONSTRUCTION CO.	4,687.0	53	WALBRIDGE	1,685.2	88	W.M. JORDAN CO.	1,092.0
19	MORTENSON	4,417.4	54	ADOLFSON & PETERSON CONSTRUCTION	1,650.0	89	GRAY CONSTRUCTION	1,090.9
20	HENSEL PHELPS	4,339.6	55	BL HARBERT INTERNATIONAL	1,554.6	90	GEMMA POWER SYSTEMS	1,077.0
21	SUFFOLK	4,275.8	56	S&B ENGINEERS AND CONSTRUCTORS	1,534.9	91	CROSSLAND CONSTRUCTION CO. INC.	1,057.4
22	BRASFIELD & GORRIE LLC	4,070.8	57	MESSER CONSTRUCTION CO.	1,530.0	92	GLY CONSTRUCTION	1,037.0
23	DRAGADOS	3,777.9	58	COLAS INC.	1,528.0	93	AMES CONSTRUCTION INC.	1,011.0
24	BALFOUR BEATTY US	3,368.0	59	HERZOG CONTRACTING CORP.	1,521.0	94	SOUTHLAND HOLDINGS LLC	1,010.0
25	MICHEL'S CORP.	3,276.7	60	CONSIGLI BUILDING GROUP INC.	1,507.0	95	TRUEBECK CONSTRUCTION	936.3
26	JACOBS	3,204.3	61	LAYTON CONSTRUCTION CO. LLC	1,476.7	96	STERLING CONSTRUCTION CO. INC.	936.3
27	CLAYCO INC.	3,100.0	62	CHOATE CONSTRUCTION CO.	1,385.0	97	LEASE CRUTCHER LEWIS	930.7
28	LENDLEASE	2,878.9	63	THE MCSHANE COS.	1,376.0	98	PERFORMANCE CONTRACTORS INC.	917.0
29	PRIMORIS SERVICES CORP.	2,736.0	64	BIG-D CONSTRUCTION CORP.	1,375.0	99	POWER CONSTRUCTION CO. LLC	910.0
30	HOFFMAN CONSTRUCTION CORP.	2,700.0	65	THE WEITZ CO. & AFFILIATES	1,365.8	100	J.T. MAGEN & CO. INC.	889.3
31	THE YATES COS. INC.	2,622.5	66	PEPPER CONSTRUCTION GROUP	1,357.3			
32	LEVEL 10 CONSTRUCTION	2,580.0	67	CLUNE CONSTRUCTION CO.	1,350.4			
33	GRANITE CONSTRUCTION INC.	2,540.0	68	AEGION CORP.	1,334.0			
34	ALBERICI-FLINTCO	2,537.0	69	KRAUS-ANDERSON CONSTRUCTION CO.	1,324.0			
35	FORTIS CONSTRUCTION INC.	2,474.2	70	JINGOLI - DCO	1,320.0			

One driver of this level of competition is the fear that a downturn is coming and that now is the time to build backlog to carry firms through possible lean times ahead. But some large contractors scoff at this mentality. "We are driven by growth, but it has to be profitable growth," says Cornick of Gilbane. "All the work in the world doesn't do you a bit of good if you aren't making a reasonable return on it."

Other contractors say the amount of work available has actually allowed them some breathing room from the pressure of competition. "With the massive amount of work happening across the Southeast, we are actually seeing less competition in our markets right now," says Doug Davidson, CEO of New South Construc-

On the Web

For expanded content on the ENR Top Lists, see ENR.com/toplists.

tion. He also is seeing less hard bid procurement. Instead, more owners are looking to create relationship-based partnerships to ensure project schedules and budgets are agreed upon and met successfully, he says.

Tax Breaks

One administration initiative has had a positive impact on the market: the Tax Cuts and Jobs Act of 2017. Some contractors say they are already seeing a positive impact from the corporate tax cuts in the law. Last year "proved to be a strong year for the industrial sector with tax and regulatory reform helping to pave the way for growth and investment in U.S. manufacturing," says Gray.

The Top 50 Contractors Working Abroad

RANK 2019		REVENUE IN \$ MIL.
1	FLUOR CORP.	8,844.9
2	BECHTEL	7,260.0
3	PCL CONSTRUCTION ENTERPRISES INC.	3,769.5
4	MCDERMOTT	3,010.0
5	AECOM	1,316.0
6	KIEWIT CORP.	963.6
7	JACOBS	874.3
8	KBR INC.	831.0
9	DRAGADOS	825.6
10	BL HARBERT INTERNATIONAL	624.2
11	TURNER CORP.	621.7
12	ALBERICI-FLINTCO	508.2
13	BLACK & VEATCH	468.7
14	STO BUILDING GROUP INC.	456.6
15	APTIM	365.0
16	BARNARD CONSTRUCTION CO. INC.	345.5
17	CADDELL CONSTRUCTION CO. (DE) LLC	334.0

RANK 2019		REVENUE IN \$ MIL.
18	AEGION CORP.	306.0
19	MWH CONSTRUCTORS INC.	285.2
20	TUTOR PERINI CORP.	274.6
21	GILBANE BUILDING CO.	258.2
22	FLATIRON CONSTRUCTION	257.1
23	DCK WORLDWIDE	221.4
24	BURNS & MCDONNELL	218.9
25	THE WALSH GROUP LTD.	208.0
26	CHINA CONSTR. AMERICA/PLAZA CONSTR.	204.3
27	SNC-LAVALIN INC.	180.7
28	RAILWORKS CORP.	172.0
29	MICHEL'S CORP.	149.1
30	PERNIX GROUP INC.	136.7
31	PARSONS CORP.	135.5
32	WOOD	101.7
33	WALBRIDGE	93.6
34	GRANITE CONSTRUCTION INC.	92.2

RANK 2019		REVENUE IN \$ MIL.
35	GRAY CONSTRUCTION	88.1
36	PRIMORIS SERVICES CORP.	87.0
37	WEEKS MARINE INC.	80.9
38	HASKELL	74.0
39	BARTON MALOW CO.	71.8
40	THE BECK GROUP	71.0
41	AMERICAN BRIDGE CO.	70.0
42	THE WEITZ CO. & AFFILIATES	59.7
43	HERZOG CONTRACTING CORP.	59.0
44	MATRIX SERVICE CO.	52.9
45	GOLDER ASSOCIATES CORP.	45.1
46	SACHSE CONSTR. & DEVELOPMENT CO.	43.0
47	SKANSKA USA	42.3
48	IPS-INTEGRATED PROJECT SERVICES	40.6
49	ZACHRY GROUP	37.0
50	CDM SMITH	35.2

But that law brought more than general tax cuts. It provides incentives for development, including increased spending on reinvestment in existing properties, says Jason Rich, COO of Snyder Langston. "Additionally, there is increased funding for senior and assisted living facilities."

One contractor that has leaped onto this incentive program is Clayco. "So far, the tariffs have only been a slight bump in the road and are more than offset by the optimism caused by tax cuts, and the Qualified Opportunity Zone tax incentive is putting more fuel on the fire," says Robert G. Clark, CEO of the firm.

A provision in tax reform allows individuals who would cash out capital investments to defer capital gains taxes if the income from the investments is rolled over into "opportunity funds" designed specifically to invest in property development in Qualified Opportunity Zones (QOZ), which are low-income census tracts.

This provision in the tax law is designed to simulate economic development and jobs in low-income areas. As of the end of 2018, more than 8,700 census tracts across the U.S. and its territories have been designated QOZs. As of May 7, there are 130 Opportunity Zone Funds with more than \$25 billion designated to invest in those areas, according to the National Council of State Housing Agencies, a Washington, D.C.-based group representing state housing finance agencies.

Interest in QOZ investments has been picking up, giving contractors opportunities to win projects in the



"Technology doesn't solve problems, people solve problems."

Pat A. Di Filippo,
executive vice
president, Turner
Construction.

residential and commercial sectors in low-income areas. Clayco is embracing QOZ investments. On April 4, it announced that its real estate and investment arm, CRG, had formed a partnership with Scott Goodman, CEO of real estate developer Fairport Development, to form Decennial Group, a QOZ opportunity fund, to develop and build properties in low-income areas. "CRG provides both development and site selection expertise, as well as a full-service design-build group able to act quickly on great QOZ opportunities around the country," says Clark.

He adds that Decennial Group is targeting \$1 billion in projects that can help transform economically distressed communities. "We already have a pipeline of 250 deals throughout the heartland and across the country where we can identify projects, work with communities, and begin to deploy capital," Clark says.

Getting Lean

Contractors increasingly are using lean construction principles to manage their projects. However, some executives argue that too many firms rely on textbook or checklist definitions of lean. "You have to make lean construction part of your culture," says Di Filippo of Turner Construction. He says the firm is committed to measuring the impact of lean construction by examining each day the work that was done the day before and trying to determine how it could be done better. Soon, applying these principles become a habit, rather than a set of boxes to be ticked, he says.

Di Filippo says lean principles are applied through-

The Top 50 Domestic Heavy Contractors

RANK 2019		REVENUE IN \$ MIL.	% OF TOTAL REVENUE			
			TRANSPORTATION	SEWER	HAZARDOUS WASTE	WATER
1	KIEWIT CORP.	3,225.5	33	3	0	8
2	THE WALSH GROUP LTD.	2,885.7	57	8	0	6
3	SKANSKA USA	2,750.1	36	1	0	0
4	GRANITE CONSTRUCTION INC.	2,687.5	68	9	0	6
5	TUTOR PERINI CORP.	2,506.2	48	0	0	0
6	FLUOR CORP.	2,425.9	17	0	19	0
7	COLAS INC.	1,871.0	98	1	0	1
8	DRAGADOS	1,816.2	82	11	0	4
9	LANE INDUSTRIES INC.	1,672.9	87	10	0	1
10	HENSEL PHELPS	1,657.5	35	1	0	0
11	AECOM	1,592.7	13	0	0	3
12	FLATIRON CONSTRUCTION	1,270.3	82	5	0	3
13	FERROVIAL US CONSTRUCTION CORP.	1,214.1	81	0	0	5
14	CLARK GROUP	1,127.6	19	2	0	0
15	OHL USA INC.	973.6	81	1	0	8
16	GARNEY HOLDING CO.	920.4	0	38	0	62
17	ALLAN MYERS	879.7	85	8	0	7
18	BECHTEL	874.0	0	0	9	0
19	SOUTHLAND HOLDINGS LLC	845.0	56	28	0	15
20	HERZOG CONTRACTING CORP.	839.0	99	1	0	0
21	AUSTIN INDUSTRIES	825.4	33	0	0	0
22	PCL CONSTRUCTION ENTERPRISES INC.	817.3	20	1	0	5
23	TURNER CORP.	734.6	6	0	0	0
24	THE KOKOSING GROUP OF COS.	711.2	39	13	0	4
25	BALFOUR BEATTY US	710.2	14	2	0	0
26	STERLING CONSTRUCTION CO. INC.	692.0	60	2	0	4
27	GREAT LAKES DREDGE & DOCK CO. LLC	683.6	89	0	0	11
28	RAILWORKS CORP.	681.0	100	0	0	0
29	CONSTRUCTION PARTNERS INC.	680.0	100	0	0	0
30	AMES CONSTRUCTION INC.	652.0	55	2	0	6
31	WILLIAMS BROTHERS CONSTRUCTION CO. INC.	640.3	100	0	0	0
32	NEW ENTERPRISE STONE & LIME CO. INC.	621.9	100	0	0	0
33	WEEKS MARINE INC.	556.6	82	2	0	7
34	STACY AND WITBECK INC.	545.7	100	0	0	0
35	EUROVIA USA (FKA THE HUBBARD GROUP INC.)	533.3	100	0	0	0
36	SUNDT CONSTRUCTION INC.	523.5	15	12	0	9
37	TEICHERT CONSTRUCTION	523.3	64	3	0	5
38	PJ DICK - TRUMBULL - LINDY PAVING	518.3	54	0	0	0
39	MICHEL'S CORP.	515.3	12	4	0	1
40	INFRASTRUCTURE AND ENERGY ALTERNATIVES INC.	468.9	37	0	0	0
41	LAS VEGAS PAVING CORP.	460.0	100	0	0	0
42	APTIM	459.2	3	4	34	3
43	MWH CONSTRUCTORS INC.	449.7	0	82	0	18
44	F.H. PASCHEN	414.1	62	4	0	2
45	MCCARTHY HOLDINGS INC.	402.0	8	3	0	0
46	VECELLIO GROUP INC.	400.0	100	0	0	0
47	ECC	399.6	0	55	41	0
48	AEGION CORP.	387.0	0	35	0	4
49	TRAYLOR BROS. INC.	386.4	75	3	0	1
50	PRIMORIS SERVICES CORP.	386.0	13	1	0	0

out Turner, not just by jobsite personnel. Even at the administrative level, staff are asked to see how each task can be done more efficiently, he says.

Many contractors are falling in line on the use of lean construction. "Collaboration throughout the entire construction process, from programming through commissioning, has been a game changer," said Dave Kievet, COO of Boldt. "Using a lean, integrated approach helped us look at the process from the perspective of overall project performance improvement as opposed to a more narrow view of merely optimizing individual parts."

In the fast-track construction world, speed to market is a primary project driver, yet this approach can increase risk levels. However, "we see clients willing to invest in preliminary engineering to better define scope expectations prior to finalizing project budgets, thereby reducing risks of cost overruns," says Todd Allsup, vice president of corporate sales at Stellar.

Many contractors also are formalizing their study of lessons learned over what works and what doesn't. "We're drilling into the factors that make projects a success, through things like our Mega Project initiative and California Hospital Study," says Pfeffer of DPR. He says the study has found nine keys to success that can be applied outside of health care work.

R&D on the Rise

Workforce shortages force contractors to rely more on technology to fill gaps. This causes a surge in research and development among the large contractors.

One example is Messer Construction. It has made an investment in a venture capital company that focuses on researching and investing in construction technologies. The investment "gives us a front row seat to observe what's being developed and the opportunity to partner deeper with those companies if we see value in it for the industry," says Messer's Luegering. "It's how we got involved with Smartvid.io and piloting artificial intelligence engine Vinnie on a handful of our jobsites to further develop its predictive capabilities and analytics for the industry," he says.

Vinnie collects and analyzes data to help prevent jobsite safety hazards, reduce risk and detect quality, Luegering says. "Smartvid.io led us to join its Predictive Analytics Strategic Council, made of up nine construction firms and an insurance broker who have committed to share data and explore and discuss the holistic implications of this technology."

Luegering says these investments help to know what's coming in technology. "We also have partnerships with area universities and have a dedicated construction technology department that does its own

The Top 50 in Domestic Building/Mfg. Revenue

RANK 2019		REVENUE IN \$ MIL.
1	TURNER CORP.	9,530.4
2	AECOM	7,010.1
3	THE WHITING-TURNER CONTRACTING CO.	6,002.5
4	GILBANE BUILDING CO.	4,912.7
5	CLARK GROUP	4,310.8
6	SKANSKA USA	4,182.6
7	STO BUILDING GROUP INC.	3,840.2
8	BALFOUR BEATTY US	3,723.6
9	LENDLEASE	3,697.0
10	DPR CONSTRUCTION	3,459.7
11	SUFFOLK	3,447.2
12	MCCARTHY HOLDINGS INC.	3,136.0
13	SWINERTON	3,052.2
14	MORTENSON	3,018.8
15	BRASFIELD & GORRIE LLC	2,925.3
16	JE DUNN CONSTRUCTION CO.	2,873.0
17	TUTOR PERINI CORP.	2,703.4

RANK 2019		REVENUE IN \$ MIL.
18	HENSEL PHELPS	2,688.1
19	CLAYCO INC.	2,627.0
20	PCL CONSTRUCTION ENTERPRISES INC.	2,108.9
21	WEBCOR CONSTR. LP DBA WEBCOR	1,866.4
22	LAYTON CONSTRUCTION CO. LLC	1,783.5
23	BARTON MALOW CO.	1,727.7
24	ARCO CONSTRUCTION COS.	1,669.0
25	RYAN COS. INC.	1,561.0
26	THE YATES COS. INC.	1,557.2
27	DEVCON CONSTRUCTION INC.	1,537.0
28	HOLDER CONSTRUCTION CO.	1,442.0
29	SHAWMUT DESIGN AND CONSTR.	1,440.6
30	HATHAWAY DINWIDDIE CONSTR. CO.	1,417.6
31	CONSIGLI BUILDING GROUP INC.	1,340.0
32	LEVEL 10 CONSTRUCTION	1,334.0
33	HITT CONTRACTING INC.	1,275.9
34	ALBERICI-FLINTCO	1,258.3

RANK 2019		REVENUE IN \$ MIL.
35	AUSTIN INDUSTRIES	1,253.9
36	PEPPER CONSTRUCTION GROUP	1,219.8
37	O'NEIL INDUSTRIES INC.	1,182.1
38	DAVID E. HARVEY BUILDERS INC.	1,179.0
39	THE WALSH GROUP LTD.	1,154.5
40	MANHATTAN CONSTRUCTION GROUP	1,123.9
41	J.T. MAGEN & CO. INC.	1,120.3
42	ROBINS & MORTON	1,115.5
43	CHOATE CONSTRUCTION CO.	1,092.6
44	CHINA CONSTR. AMERICA/PLAZA CONSTR.	1,069.0
45	HUNTER ROBERTS CONSTR. GROUP LLC	1,059.0
46	THE MCSHANE COS.	1,059.0
47	CORE CONSTRUCTION GROUP	1,048.1
48	CROSSLAND CONSTRUCTION CO. INC.	1,047.0
49	WALBRIDGE	1,033.8
50	POWER CONSTRUCTION CO. LLC	1,020.0

research and testing in-house so we can decide where it might apply," he says. "We won't make big investments in a technology until we know they'll work."

Gilbane is another contractor committed to R&D. It is using HyperIntelligence to unlock data across a wide variety of sources at Gilbane, according to Jason Pelkey, chief information officer. This effort is being created in partnership with Tysons Corner, Va.-based business intelligence and software firm Microstrategy. "No longer are our teams having to go looking for insights—they come to them," he says.

Moss is another contractor getting hands-on with technology. "The tight labor market has caused us to get creative. We are investing in a new technology company called TRIVA that has a unique application to monitor the movement of equipment and people to improve efficiency and safety," says CEO Bob Moss.

Some contractors say technology is not the be-all and end-all to improving the construction process. "Technology doesn't solve problems, people solve problems," says Di Filippo of Turner. He says smartphones and iPads are great communication tools, but they don't replace relationships. Di Filippo says Turner attempts to foster relationships, as one example, by asking owner representatives to "cohabit" in construction trailers on jobsites. "If there is a problem on the site and you are forced to call someone to work on it, their first reaction is to become defensive," he says.

It makes a big difference when the owner or designer can see a problem, says Di Filippo. "It's all a matter of trust. It is a lot easier to work out a problem face-to-face with someone you eat lunch with every day than it is on the phone with someone in a remote office," he says. ■

How To Read the Tables

Companies are ranked by construction revenue in 2018 in (\$ millions). Those with subsidiaries (†) are listed by company rank, which may be found on the ENR website at www.ENR.com. Firms not ranked last year are designated as **. Some markets may not add up to 100% due to omission of the "other" miscellaneous market category. NA = "not available."

Figures include prime construction contracts, shares of joint ventures, subcontracts, the construction portion of design-construct contracts and construction management-at-risk contracts when the firm's risks are similar to those of a general contractor. Figures also include the value of installed equipment when a firm has prime responsibility for specifying and procuring it within

the scope of its construction contract.

General Building includes commercial buildings, offices, stores, educational facilities, government buildings, hospitals, medical facilities, hotels, apartments, housing, etc.

Manufacturing includes auto assembly, electronic assembly, textile plants, etc.

Power includes thermal and hydroelectric power plants, waste-to-energy plants, transmission lines, substations, cogeneration plants, etc.

Water Supply includes dams, reservoirs, transmission pipelines, distribution mains, irrigation canals, desalination and potability treatment plants, pumping stations, etc.

Sewerage / Solid Waste includes sanitary and storm

sewers, treatment plants, pumping plants, incinerators, industrial waste facilities, etc.

Industrial Process includes pulp and paper mills, steel mills, non-ferrous metal refineries, pharmaceutical plants, chemical plants, food and other processing plants, etc.

Petroleum includes refineries, petrochemical plants, offshore facilities, pipelines, etc.

Transportation includes airports, bridges, roads, canals, locks, dredging, marine facilities, piers, railroads, tunnels, etc.

Hazardous Waste includes chemical and nuclear waste treatment, asbestos and lead abatement, etc.

Telecommunications includes transmission lines and cabling, towers and antennae, data centers and web hotels, etc.

RANK 2019	RANK 2018	FIRM	2018 REVENUE (\$ MIL)		2018 NEW CONTRACTS	GENERAL BUILDING	MANUFACTURING	POWER	WATER / SEWER / WASTE	INDUS. / PETROLEUM	TRANSPORTATION	HAZARDOUS WASTE	TELECOM	% CM-AT-RISK
			TOTAL	INT'L										
1	1	BECHTEL, Reston, Va.†	16,837.0	7,260.0	7,605.0	0	0	19	2	50	23	5	1	29
2	2	FLUOR CORP., Irving, Texas†	15,593.5	8,844.9	27,672.3	8	2	8	0	63	8	10	1	13
3	3	TURNER CORP., New York, N.Y.	13,188.0	621.7	16,079.5	74	3	0	0	5	6	0	13	89
4	4	AECOM, Los Angeles, Calif.	11,217.5	1,316.0	7,340.0	65	1	8	3	9	13	0	2	73
5	8	THE WHITING-TURNER CONTRACTING CO., Baltimore, Md.	8,445.1	0.0	10,700.0	70	1	1	2	3	1	0	22	71
6	5	KIEWIT CORP., Omaha, Neb.†	8,245.6	963.6	9,387.1	9	1	22	10	23	33	0	0	10
7	6	SKANSKA USA, New York, N.Y.†	7,514.1	42.3	6,431.2	47	8	2	1	5	36	0	0	42
8	7	PCL CONSTRUCTION ENTERPRISES INC., Denver, Colo.†	6,957.0	3,769.5	5,521.4	68	1	4	3	10	15	0	0	56
9	9	MCDERMOTT, Houston, Texas	6,705.0	3,010.0	5,648.7	0	0	13	0	81	0	0	0	0
10	15	DPR CONSTRUCTION, Redwood City, Calif.	5,879.7	12.0	5,943.0	54	5	0	0	17	0	0	24	88
11	12	GILBANE BUILDING CO., Providence, R.I.†	5,785.6	258.2	10,142.3	86	1	0	0	10	0	0	3	87
12	10	TUTOR PERINI CORP., Sylmar, Calif.†	5,484.2	274.6	6,468.0	51	0	0	0	0	49	0	0	0
13	11	CLARK GROUP, Bethesda, Md.†	5,449.4	0.0	5,013.6	79	0	0	2	0	19	0	0	59
14	16	STO BUILDING GROUP INC., New York, N.Y.†	4,904.9	456.6	5,376.3	86	0	0	0	4	0	0	10	86
15	21	HENSEL PHELPS, Greeley, Colo.	4,716.4	0.0	4,339.6	39	18	0	1	0	35	0	7	41
16	17	MORTENSON, Minneapolis, Minn.†	4,602.3	26.5	4,417.4	63	2	27	1	0	4	0	3	57
17	14	BALFOUR BEATTY US, Dallas, Texas†	4,477.1	1.7	3,368.0	83	0	1	2	0	14	0	0	73
18	13	THE WALSH GROUP LTD., Chicago, Ill.†	4,309.8	208.0	6,703.7	31	0	1	13	0	54	0	1	15
19	18	LENLEASE, New York, N.Y.†	3,908.0	0.0	2,878.9	95	0	0	0	5	0	0	0	66
20	19	SWINERTON, San Francisco, Calif.	3,890.0	0.0	NA	78	0	14	0	0	8	0	0	64
21	20	MCCARTHY HOLDINGS INC., St. Louis, Mo.†	3,868.0	0.0	5,404.0	81	0	4	3	4	8	0	0	60
22	25	JE DUNN CONSTRUCTION CO., Kansas City, Mo.	3,577.5	0.0	4,911.7	76	5	1	0	0	6	0	13	75
23	23	SUFFOLK, Boston, Mass.†	3,447.2	0.0	4,275.8	100	0	0	0	0	0	0	0	98
24	24	GRANITE CONSTRUCTION INC., Watsonville, Calif.†	3,318.4	92.2	2,540.0	7	0	3	16	0	66	0	0	7
25	27	BRASFIELD & GORRIE LLC, Birmingham, Ala.	3,307.3	0.0	4,070.8	80	8	3	2	2	3	0	2	13
26	22	HOLDER CONSTRUCTION CO., Atlanta, Ga.	3,280.0	0.0	4,687.0	44	0	0	0	0	9	0	47	99
27	38	MICHELS CORP., Brownsville, Wis.	3,002.0	149.1	3,276.7	2	0	17	7	61	12	0	2	0
28	33	PRIMORIS SERVICES CORP., Dallas, Texas†	2,939.0	87.0	2,736.0	1	0	25	1	60	12	0	0	0
29	30	DRAGADOS, New York, N.Y.†	2,701.8	825.6	3,777.9	2	0	0	13	4	80	0	0	0
30	31	TURNER INDUSTRIES GROUP LLC, Baton Rouge, La.†	2,701.4	0.0	438.0	0	0	1	0	98	0	1	0	0
31	26	ZACHRY GROUP, San Antonio, Texas†	2,681.1	37.0	2,446.8	0	0	17	0	81	0	0	0	0
32	36	CLAYCO INC., Chicago, Ill.†	2,680.0	0.0	3,100.0	85	13	0	0	2	0	0	0	0
33	34	AUSTIN INDUSTRIES, Dallas, Texas†	2,464.2	0.0	2,004.6	50	1	3	0	13	33	0	0	49
34	39	THE YATES COS. INC., Philadelphia, Miss.†	2,254.2	0.0	2,622.5	46	23	5	0	18	7	0	0	31
35	32	WOOD, Houston, Texas†	2,231.4	101.7	1,884.8	8	0	36	0	52	1	0	0	2
36	35	WEBCOR CONSTR. DBA WEBCOR BUILDERS, San Francisco, Calif.	2,223.0	0.0	1,957.0	84	0	0	1	0	14	0	1	54
37	37	ALBERICI-FLINTCO, St. Louis, Mo.†	2,191.6	508.2	2,537.0	53	5	2	10	24	5	0	0	50
38	43	HITT CONTRACTING INC., Falls Church, Va.	1,971.1	6.6	1,903.5	65	0	0	0	0	0	0	35	98
39	29	JACOBS, Dallas, Texas†	1,935.5	874.3	3,204.3	3	4	2	0	73	8	10	0	0
40	28	BARTON MALOW CO., Southfield, Mich.	1,900.0	71.8	1,950.0	70	25	3	0	2	0	0	0	79
41	**	COLAS INC., Morristown, N.J.†	1,871.0	0.0	1,528.0	0	0	0	2	0	98	0	0	0
42	40	BLACK & VEATCH, Overland Park, Kan.†	1,835.8	468.7	152.9	1	0	56	10	3	0	0	30	14
43	45	KBR INC., Houston, Texas†	1,818.0	831.0	NA	0	3	4	16	72	3	0	0	18
44	50	LAYTON CONSTRUCTION CO. LLC, Sandy, Utah	1,804.2	0.0	1,476.7	97	2	0	0	0	0	0	1	84
45	41	LANE INDUSTRIES INC., Cheshire, Conn.†	1,727.2	0.0	2,203.1	3	0	0	10	0	87	0	0	0
46	51	FLATIRON CONSTRUCTION, Broomfield, Colo.†	1,670.9	257.1	1,810.5	6	0	0	8	0	84	0	0	0
47	49	ARCO CONSTRUCTION COS., St. Louis, Mo.†	1,669.0	0.0	2,268.1	100	0	0	0	0	0	0	0	0
48	72	BURNS & MCDONNELL, Kansas City, Mo.†	1,667.9	218.9	1,700.0	4	9	51	1	28	4	1	1	100
49	44	RYAN COS. INC., Minneapolis, Minn.	1,586.0	0.0	2,119.0	98	0	0	0	0	0	0	0	1
50	42	DEVCON CONSTRUCTION INC., Milpitas, Calif.	1,537.0	0.0	1,800.0	100	0	0	0	0	0	0	0	0

#01

BECHTEL is at No. 1 on the Top 400 Contractors list for the 21st year in a row. In the past 25 years, it has been No. 1 21 times and No. 2 four times.

RANK 2019	RANK 2018	FIRM	2018 REVENUE (\$ MIL)		2018 NEW CONTRACTS	GENERAL BUILDING	MANUFACTURING	POWER	WATER / SEWER / WASTE	INDUS. / PETROLEUM	TRANSPORTATION	HAZARDOUS WASTE	TELECOM	% CM-AT-RISK
			TOTAL	INT'L										
51	52	HOFFMAN CONSTRUCTION CORP., Portland, Ore.†	1,450.0	0.0	2,700.0	65	3	0	4	0	22	0	5	48
52	63	SHAWMUT DESIGN AND CONSTRUCTION, Boston, Mass.	1,440.6	0.0	1,149.9	100	0	0	0	0	0	0	0	83
53	97	APTIM, The Woodlands, Texas	1,436.3	365.0	2,073.1	3	1	9	5	34	2	28	0	26
54	65	SUNDT CONSTRUCTION INC., Tempe, Ariz.	1,431.5	0.0	NA	49	8	4	22	3	15	0	0	0
55	76	HATHAWAY DINWIDDIE CONSTRUCTION CO., San Francisco, Calif.	1,418.0	0.0	2,422.0	100	0	0	0	0	0	0	0	100
56	55	FERROVIAL US CONSTRUCTION CORP., Austin, Texas†	1,413.0	0.0	1,117.1	8	6	0	5	0	81	0	0	0
57	46	CHINA CONSTRUCTION AMERICA/PLAZA CONSTR., Jersey City, N.J. †	1,374.3	204.3	1,777.9	91	0	0	0	0	9	0	0	77
58	58	MANHATTAN CONSTRUCTION GROUP, Naples, Fla.†	1,347.3	1.5	1,316.5	84	0	2	0	0	15	0	0	66
59	48	WALBRIDGE, Detroit, Mich.	1,340.6	93.6	1,685.2	14	70	5	0	2	3	0	5	40
60	59	CONSIGLI BUILDING GROUP INC., Milford, Mass.	1,340.0	0.0	1,507.0	100	0	0	0	0	0	0	0	90
61	60	LEVEL 10 CONSTRUCTION, Sunnyvale, Calif.	1,334.0	0.0	2,580.0	100	0	0	0	0	0	0	0	85
62	66	DAY & ZIMMERMANN, Philadelphia, Pa.†	1,321.9	5.7	NA	0	0	100	0	0	0	0	0	0
63	80	AEGION CORP., St. Louis, Mo. †	1,291.0	306.0	1,334.0	1	0	0	41	56	1	0	0	0
64	54	THE KOKOSING GROUP OF COS., Westerville, Ohio†	1,282.0	0.0	1,286.0	16	0	13	17	9	39	0	0	9
65	68	PEPPER CONSTRUCTION GROUP, Chicago, Ill.†	1,260.0	0.0	1,357.3	97	0	0	0	0	0	1	2	77
66	134	O'NEIL INDUSTRIES INC., Chicago, Ill.†	1,254.0	0.0	361.7	87	8	0	0	0	5	0	0	78
67	187	INFRASTRUCTURE AND ENERGY ALTERNATIVES INC., Indianapolis, Ind.†	1,252.2	0.0	1,819.6	2	0	55	0	2	37	0	0	100
68	69	PERFORMANCE CONTRACTORS INC., Baton Rouge, La.	1,240.0	0.0	917.0	0	0	5	0	95	0	0	0	0
69	64	CROSSLAND CONSTRUCTION CO. INC., Columbus, Kan.	1,226.0	0.0	1,057.4	80	5	0	9	0	6	0	0	27
70	84	J.T. MAGEN & CO. INC., New York, N.Y.†	1,220.3	0.0	889.3	92	0	0	0	0	0	0	8	100
71	74	MATRIX SERVICE CO., Tulsa, Okla.†	1,197.8	52.9	NA	0	0	18	0	82	0	0	0	0
72	57	THE BECK GROUP, Dallas, Texas	1,181.1	71.0	878.2	80	7	0	0	0	0	0	12	47
73	82	DAVID E. HARVEY BUILDERS INC., Houston, Texas†	1,179.0	0.0	822.0	100	0	0	0	0	0	0	0	90
74	141	FORTIS CONSTRUCTION INC., Portland, Ore.†	1,155.6	17.1	2,474.2	23	0	0	0	0	0	0	77	97
75	61	BIG-D CONSTRUCTION CORP., Salt Lake City, Utah†	1,135.0	0.0	1,375.0	64	1	0	0	7	27	0	1	95
76	79	ROBINS & MORTON, Birmingham, Ala.	1,115.5	0.0	1,253.0	100	0	0	0	0	0	0	0	91
77	56	OHL USA INC., College Point, N.Y.†	1,095.5	13.0	1,191.7	11	0	0	9	0	80	0	0	7
78	67	CHOATE CONSTRUCTION CO., Atlanta, Ga.	1,092.6	0.0	1,385.0	82	18	0	0	0	0	0	0	41
79	77	OKLAND CONSTRUCTION CO. INC., Salt Lake City, Utah	1,091.6	0.0	1,296.3	84	8	0	0	0	5	0	3	98
80	73	GRAY CONSTRUCTION, Lexington, Ky.†	1,090.9	88.1	1,090.9	22	50	0	0	29	0	0	0	2
81	78	HUNTER ROBERTS CONSTRUCTION GROUP LLC, New York, N.Y.	1,059.0	0.0	1,103.0	100	0	0	0	0	0	0	0	100
82	123	THE MCSHANE COS., Rosemont, Ill.†	1,059.0	0.0	1,376.0	100	0	0	0	0	0	0	0	29
83	75	MESSER CONSTRUCTION CO., Cincinnati, Ohio	1,057.0	0.0	1,530.0	86	2	0	0	8	5	0	0	68
84	87	CLUNE CONSTRUCTION CO., Chicago, Ill.	1,052.0	0.0	1,350.4	86	0	0	0	0	0	0	14	80
85	90	CORE CONSTRUCTION GROUP, Phoenix, Ariz.	1,048.1	0.0	1,165.4	100	0	0	0	0	0	0	0	81
86	83	THE BOLDT CO., Appleton, Wis.	1,041.8	0.0	NA	47	8	18	0	26	2	0	0	55
87	85	STERLING CONSTRUCTION CO. INC., The Woodlands, Texas†	1,037.7	0.0	936.3	26	0	0	6	0	60	0	0	1
88	101	AMES CONSTRUCTION INC., Burnsville, Minn.	1,036.0	0.0	1,011.0	6	0	9	8	0	55	0	2	9
89	62	POWER CONSTRUCTION CO. LLC, Chicago, Ill.	1,020.0	0.0	910.0	100	0	0	0	0	0	0	0	80
90	70	BL HARBERT INTERNATIONAL, Birmingham, Ala.	1,001.2	624.2	1,554.6	93	6	0	1	0	0	0	0	0
91	91	HASKELL, Jacksonville, Fla. †	988.1	74.0	NA	19	8	0	7	55	11	0	0	8
92	71	MOSS, Fort Lauderdale, Fla.	982.1	0.2	796.3	72	0	14	14	0	0	0	0	98
93	110	THE CHRISTMAN CO., Lansing, Mich.	971.3	0.0	1,171.7	95	0	1	2	0	0	0	1	75
94	81	MIRON CONSTRUCTION CO. INC., Neenah, Wis.	966.1	0.0	NA	66	1	3	4	27	0	0	0	37
95	144	SAULSBURY INDUSTRIES, Odessa, Texas	963.0	0.0	880.0	0	0	19	0	81	0	0	0	0
96	88	THE CONLAN CO., Marietta, Ga.	952.8	0.0	1,154.1	100	0	0	0	0	0	0	0	0
97	93	PJ DICK - TRUMBULL - LINDY PAVING, Pittsburgh, Pa.†	951.8	0.0	803.1	38	0	1	0	0	54	0	0	28
98	104	LECHASE CONSTRUCTION SERVICES LLC, Rochester, N.Y.	940.5	0.0	574.0	74	2	3	0	16	5	0	0	48
99	47	THE WEITZ CO. & AFFILIATES, Des Moines, Iowa†	937.9	59.7	1,365.8	76	2	0	0	20	2	0	0	45
100	127	GE JOHNSON, Colorado Springs, Colo.†	924.5	0.0	846.0	95	0	0	0	5	0	0	0	66

RANK 2019	2018	FIRM	2018 REVENUE (\$ MIL)		2018 NEW CONTRACTS	GENERAL BUILDING	MANUFACTURING	POWER	WATER / SEWER / WASTE	INDUS. / PETROLEUM	TRANSPORTATION	HAZARDOUS WASTE	TELECOM	% CM-AT-RISK
			TOTAL	INT'L										
101	99	GARNEY HOLDING CO., Kansas City, Mo.†	920.4	0.0	498.6	0	0	0	100	0	0	0	0	19
102	95	ALSTON CONSTRUCTION, Sacramento, Calif.	910.0	0.0	776.0	100	0	0	0	0	0	0	0	0
103	135	HERZOG CONTRACTING CORP., St. Joseph, Mo.†	898.0	59.0	1,521.0	0	0	0	1	0	99	0	0	1
104	100	F.A. WILHELM CONSTRUCTION CO. INC., Indianapolis, Ind.†	897.5	0.0	500.0	52	9	3	6	27	2	0	0	12
105	98	VCC LLC, The Colony, Texas	895.0	0.0	636.0	100	0	0	0	0	0	0	0	100
106	103	ADOLFSON & PETERSON CONSTRUCTION, Minneapolis, Minn.†	893.0	0.0	1,650.0	99	0	0	0	1	0	0	0	100
107	111	ALLAN MYERS, Worcester, Pa.	879.7	0.0	756.0	0	0	0	15	0	85	0	0	0
108	117	SOUTHLAND HOLDINGS LLC, Roanoke, Texas†	876.0	31.0	1,010.0	0	0	0	46	0	54	0	0	0
109	96	HOAR CONSTRUCTION LLC, Birmingham, Ala.	866.5	0.0	1,100.0	100	0	0	0	0	0	0	0	96
110	139	BARNARD CONSTRUCTION CO. INC., Bozeman, Mont.†	861.0	345.5	784.4	0	0	42	39	11	9	0	0	10
111	125	RAILWORKS CORP., New York, N.Y.†	853.0	172.0	849.0	0	0	0	0	0	100	0	0	0
112	102	E.E. REED CONSTRUCTION LP, Sugar Land, Texas†	846.0	0.0	716.0	100	0	0	0	0	0	0	0	5
113	107	NABHOLZ CONSTRUCTION CORP., Conway, Ark.	831.0	0.0	NA	90	3	0	0	0	3	0	3	0
114	167	S&B ENGINEERS AND CONSTRUCTORS LTD., Houston, Texas†	815.8	0.0	1,534.9	0	0	0	0	100	0	0	0	0
115	113	AVALONBAY COMMUNITIES INC., Arlington, Va.	814.5	0.0	NA	100	0	0	0	0	0	0	0	100
116	143	BUILD GROUP, San Francisco, Calif.	808.0	0.0	126.0	100	0	0	0	0	0	0	0	100
117	131	LEASE CRUTCHER LEWIS, Seattle, Wash.	807.2	0.0	930.7	96	4	0	0	0	0	0	0	9
118	89	JAMES G. DAVIS CONSTRUCTION CORP., Rockville, Md.	793.3	0.0	NA	100	0	0	0	0	0	0	0	0
119	115	BILFINGER NORTH AMERICA INC., The Woodlands, Texas†	789.1	0.0	721.3	20	0	0	0	80	0	0	0	20
120	118	BARTLETT COCKE GENERAL CONTRACTORS LLC, San Antonio, Texas†	772.1	0.0	450.8	97	0	0	0	3	0	0	0	80
121	128	DUKE CONSTRUCTION, Indianapolis, Ind.	763.4	0.0	739.2	97	0	0	0	0	3	0	0	2
122	136	J.H. FINDORFF & SON, Madison, Wis.	758.0	0.0	1,200.0	100	0	0	0	0	0	0	0	79
123	149	COASTAL CONSTRUCTION GROUP, Miami, Fla.†	747.2	0.0	2,042.0	100	0	0	0	0	0	0	0	90
124	121	ANDERSEN CONSTRUCTION, Portland, Ore.	745.0	0.0	825.0	100	0	0	0	0	0	0	0	92
125	**	CHARAH SOLUTIONS, Louisville, Ky.†	740.5	0.8	276.4	0	0	100	0	0	0	0	0	22
126	**	MWH CONSTRUCTORS INC., Broomfield, Ore.†	734.8	285.2	735.9	0	0	0	100	0	0	0	0	15
127	119	TEICHERT CONSTRUCTION, Sacramento, Calif.	732.0	0.0	732.0	17	0	2	8	9	64	0	0	0
128	109	KRAUS-ANDERSON CONSTRUCTION CO., Minneapolis, Minn.	729.0	0.0	1,324.0	100	0	0	0	0	0	0	0	93
129	**	ENERFAB, Cincinnati, Ohio	715.0	0.0	261.0	23	7	36	1	12	0	7	4	2
130	162	KITCHELL CORP., Phoenix, Ariz.†	713.0	0.0	853.0	100	0	0	0	0	0	0	0	100
131	124	LEE LEWIS CONSTRUCTION INC., Lubbock, Texas	708.0	0.0	605.0	100	0	0	0	0	0	0	0	98
132	92	THE CIANBRO COS., Pittsfield, Maine†	704.2	0.0	780.9	19	0	22	1	33	20	0	0	9
133	129	MCGOUGH, St. Paul, Minn.	704.0	0.0	1,145.0	92	2	0	0	6	0	0	0	94
134	116	GREAT LAKES DREDGE & DOCK CO. LLC, Oak Brook, Ill.	697.6	14.1	884.1	0	0	0	11	0	89	0	0	0
135	130	WEEKS MARINE INC., Cranford, N.J.†	689.2	80.9	680.0	0	0	0	13	5	73	1	0	0
136	200	ROGERS-O'BRIEN CONSTRUCTION, Dallas, Texas	682.3	0.0	379.5	60	3	0	0	0	0	0	36	97
137	120	OLTMANS CONSTRUCTION CO., Whittier, Calif.	681.4	0.0	344.9	100	0	0	0	0	0	0	0	0
138	**	CONSTRUCTION PARTNERS INC., Dothan, Ala.†	680.0	0.0	725.0	0	0	0	0	0	100	0	0	0
139	138	C.W. DRIVER COS., Pasadena, Calif.†	676.9	0.0	856.2	100	0	0	0	0	0	0	0	67
140	94	SELLEN CONSTRUCTION CO. INC., Seattle, Wash.	656.0	0.0	NA	100	0	0	0	0	0	0	0	0
141	158	BARNHILL CONTRACTING CO., Rocky Mount, N.C.	655.4	0.0	NA	50	0	0	0	0	50	0	0	12
142	153	THE PIKE COS. LTD., Rochester, N.Y.†	653.9	0.0	1,190.0	79	2	0	0	19	0	0	0	69
143	164	JINGOLI - DCO, Lawrenceville, N.J.†	642.0	11.0	1,320.0	43	0	56	1	0	0	0	0	1
144	152	WILLIAMS BROTHERS CONSTRUCTION CO. INC., Houston, Texas	640.3	0.0	348.9	0	0	0	0	0	100	0	0	0
145	108	JACOBSEN CONSTRUCTION CO. INC., West Valley City, Utah	627.0	0.0	822.0	93	0	0	0	7	0	0	0	100
146	133	NEW ENTERPRISE STONE & LIME CO. INC., New Enterprise, Pa.	621.9	0.0	226.1	0	0	0	0	0	100	0	0	0
147	256	BNBUILDERS INC., Seattle, Wash.	620.0	0.0	710.0	100	0	0	0	0	0	0	0	68
148	132	SAUNDERS CONSTRUCTION INC., Englewood, Colo.†	619.6	0.0	706.3	93	3	0	0	0	5	0	0	80
149	156	GRAYCOR, Oakbrook Terrace, Ill.†	615.6	0.8	778.6	64	0	20	0	16	0	0	0	0
150	122	HANOVER RS CONSTRUCTION LTD., Houston, Texas	611.0	0.0	825.0	100	0	0	0	0	0	0	0	0

GILBANE BUILDING CO. is building the Texas Tower in Houston, a 48-story, 1.23-million-sq-ft office building with 1,230 parking spaces.

RANK 2019	RANK 2018	FIRM	2018 REVENUE (\$ MIL)		2018 NEW CONTRACTS	GENERAL BUILDING	MANUFACTURING	POWER	WATER / SEWER / WASTE	INDUS. / PETROLEUM	TRANSPORTATION	HAZARDOUS WASTE	TELECOM	% CM-AT-RISK
			TOTAL	INT'L										
151	142	F.H. PASCHEN, Chicago, Ill.	610.8	0.0	738.0	29	0	3	6	0	62	0	0	19
152	168	SPAWGLASS HOLDING LP, Selma, Texas†	606.0	0.0	640.0	85	0	0	2	4	9	0	0	63
153	**	GOODFELLOW BROS., Wenatchee, Wash.†	605.6	0.0	636.7	51	0	3	20	0	24	0	0	0
154	137	THE RUDOLPH/LIBBE COS. INC., Walbridge, Ohio†	603.2	0.0	604.7	23	26	6	0	36	6	0	0	9
155	151	STELLAR, Jacksonville, Fla.	601.6	16.9	601.6	19	0	2	0	79	0	0	0	0
156	145	KPRS CONSTRUCTION SERVICES INC., Brea, Calif.†	601.0	0.0	623.0	100	0	0	0	0	0	0	0	0
157	271	VANCE BROWN INC., Palo Alto, Calif.	589.8	0.0	405.0	100	0	0	0	0	0	0	0	0
158	183	C D SMITH CONSTRUCTION, Fond du Lac, Wis.	589.1	0.0	515.0	100	0	0	0	0	0	0	0	0
159	126	TRUEBECK CONSTRUCTION, San Mateo, Calif.	585.0	0.0	936.3	73	0	0	0	0	4	0	5	100
160	112	JAMES MCHUGH CONSTRUCTION CO., Chicago, Ill.	570.2	0.0	404.5	98	0	0	0	0	2	0	0	0
161	155	BERNARDS, San Fernando, Calif.†	561.7	0.0	643.3	98	2	0	0	0	0	0	0	34
162	148	HAWAIIAN DREDGING CONSTRUCTION CO. INC., Honolulu, Hawaii	550.4	0.0	438.3	43	0	1	5	0	51	0	0	0
163	228	STACY AND WITBECK INC., Alameda, Calif.†	545.7	0.0	381.0	0	0	0	0	0	100	0	0	0
164	86	EMJ CORP., Chattanooga, Tenn.†	541.1	13.3	242.5	67	0	20	0	13	0	0	0	0
165	259	IMC CONSTRUCTION, Malvern, Pa.	539.0	0.0	520.0	100	0	0	0	0	0	0	0	78
166	161	KINSLEY CONSTRUCTION INC., York, Pa.†	536.4	0.0	544.8	64	6	0	6	7	11	0	0	40
167	172	KAST CONSTRUCTION CO. LLC, West Palm Beach, Fla.	534.0	0.0	578.0	100	0	0	0	0	0	0	0	0
168	**	EUROVIA USA (FKA THE HUBBARD GROUP INC.), Winter Park, Fla.†	533.3	0.0	1,101.5	0	0	0	0	0	100	0	0	0
169	166	FCL BUILDERS, Itasca, Ill.	530.9	0.0	NA	0	0	0	0	0	0	0	0	0
170	165	CLANCY & THEYS CONSTRUCTION CO., Raleigh, N.C.	522.9	0.0	505.5	83	16	0	0	0	1	0	0	87
171	154	ORION GROUP HOLDINGS INC., Houston, Texas†	521.0	13.8	577.8	37	16	0	0	17	30	0	0	0
172	169	GLY CONSTRUCTION, Bellevue, Wash.	516.0	0.0	1,037.0	100	0	0	0	0	0	0	0	99
173	140	CAJUN INDUSTRIES LLC, Baton Rouge, La.†	515.8	0.0	615.3	3	0	2	0	95	0	0	0	0
174	178	SATTERFIELD & PONTIKES CONSTRUCTION INC., Houston, Texas†	515.0	0.0	480.0	78	0	0	0	0	22	0	0	42
175	**	FERREIRA CONSTRUCTION CO. INC., Branchburg, N.J.†	514.1	0.0	605.5	1	0	70	4	0	25	0	0	0
176	242	SUMMIT CONTRACTING GROUP INC., Jacksonville, Fla.	511.2	0.0	635.3	100	0	0	0	0	0	0	0	0
177	150	PARIC HOLDINGS, St. Louis, Mo.†	504.7	0.0	593.8	100	0	0	0	0	0	0	0	53
178	213	T.G. NICKEL & ASSOCIATES LLC, Ronkonkoma, N.Y.	498.9	0.0	120.6	100	0	0	0	0	0	0	0	100
179	147	TELLEPSEN, Houston, Texas†	497.0	0.0	778.0	71	0	0	0	29	0	0	0	59
180	**	CHARLES PANKOW BUILDERS, Oakland, Calif.†	496.0	0.0	86.0	100	0	0	0	0	0	0	0	75
181	182	PARSONS CORP., Centreville, Va.	496.0	135.5	648.4	51	0	0	0	0	44	3	2	10
182	216	BRINKMANN CONSTRUCTORS, Chesterfield, Mo.	495.0	0.0	631.0	100	0	0	0	0	0	0	0	27
183	185	TRAYLOR BROS. INC., Evansville, Ind.	490.9	0.0	516.7	0	0	9	4	5	75	0	0	0
184	198	DIMEO CONSTRUCTION CO., Providence, R.I.	489.9	0.0	565.0	100	0	0	0	0	0	0	0	98
185	314	DENNIS GROUP, Springfield, Mass.†	488.2	15.2	560.0	0	0	0	0	100	0	0	0	16
186	306	THE PENTA BUILDING GROUP, Las Vegas, Nev.	487.4	0.0	99.3	99	0	0	0	0	1	0	0	96
187	163	J. FLETCHER CREAMER & SON INC., Hackensack, N.J.†	486.4	0.0	546.9	7	0	30	25	8	17	0	13	0
188	199	CIVES STEEL CO., Alpharetta, Ga.	481.0	0.0	481.0	83	0	2	0	15	0	0	0	0
189	201	RC ANDERSEN LLC, East Rutherford, N.J.	477.8	0.0	125.0	100	0	0	0	0	0	0	0	0
190	174	FCI CONSTRUCTORS INC., Grand Junction, Colo.†	475.0	0.0	793.0	100	0	0	0	0	0	0	0	79
191	279	BCCI CONSTRUCTION CO., San Francisco, Calif.	474.6	0.0	524.1	100	0	0	0	0	0	0	0	0
192	146	PC CONSTRUCTION CO., So. Burlington, Vt.	471.3	0.0	592.1	34	3	2	55	7	0	0	0	56
193	195	CADDELL CONSTRUCTION CO. (DE) LLC, Montgomery, Ala.	471.0	334.0	195.7	97	0	2	0	0	0	0	0	0
194	189	ARISTEO CONSTRUCTION CO., Livonia, Mich.	470.0	0.0	359.5	15	83	1	0	1	0	0	0	13
195	184	BATSON-COOK CO., Atlanta, Ga.	469.0	0.0	630.0	100	0	0	0	0	0	0	0	0
196	212	WALSH CONSTRUCTION CO., Portland, Ore.†	469.0	0.0	596.0	100	0	0	0	0	0	0	0	0
197	**	ASRC INDUSTRIAL SERVICES, Concord, Calif.†	466.0	0.0	328.0	10	33	5	0	28	0	9	0	0
198	159	JOERIS GENERAL CONTRACTORS, San Antonio, Texas	463.8	0.0	620.6	100	0	0	0	0	0	0	0	22
199	331	CR MEYER, Oshkosh, Wis.	460.7	0.0	NA	1	18	5	0	72	0	0	0	0
200	190	STAKER PARSON COS., Ogden, Utah	460.3	0.0	336.1	39	0	2	4	1	47	0	0	0

RANK 2019	RANK 2018	FIRM	2018 REVENUE (\$ MIL)		2018 NEW CONTRACTS	GENERAL BUILDING	MANUFACTURING	POWER	WATER / SEWER / WASTE	INDUS. / PETROLEUM	TRANSPORTATION	HAZARDOUS WASTE	TELECOM	% CM-AT-RISK
			TOTAL	INT'L										
201	188	LAS VEGAS PAVING CORP., Las Vegas, Nev.	460.0	0.0	420.0	0	0	0	0	0	100	0	0	2
202	**	OMNIBUILD, New York, N.Y.	458.7	0.0	225.6	100	0	0	0	0	0	0	0	97
203	170	ANDERSON COLUMBIA CO. INC., Lake City, Fla.†	457.0	0.0	374.0	0	26	0	0	0	74	0	0	0
204	219	WHARTON-SMITH INC., Sanford, Fla.	455.5	0.0	643.3	37	0	0	63	0	0	0	0	41
205	186	MCCOWNGORDON CONSTRUCTION, Kansas City, Mo.	455.5	0.0	848.9	91	4	0	0	3	2	0	0	91
206	**	POGUE CONSTRUCTION CO. LP, McKinney, Texas	454.4	0.0	600.0	100	0	0	0	0	0	0	0	85
207	192	RODGERS BUILDERS INC., Charlotte, N.C.	453.7	0.0	NA	90	0	0	4	0	6	0	0	97
208	194	LEOPARDO COS., Hoffman Estates, Ill.	453.7	0.0	317.1	100	0	0	0	0	0	0	0	66
209	203	BULLEY & ANDREWS, Chicago, Ill.†	452.0	0.0	351.8	86	0	0	0	0	0	0	0	65
210	311	COLUMBIA CONSTRUCTION CO., North Reading, Mass.	452.0	0.0	36.0	99	0	1	0	0	0	0	0	94
211	227	KLINGER COS. INC., Sioux City, Iowa†	445.0	0.0	342.0	21	2	0	0	76	0	0	0	0
212	160	JAMES R. VANNOY & SONS CONSTRUCTION CO. INC., Jefferson, N.C.	445.0	0.0	390.0	94	0	0	0	0	6	0	0	64
213	175	W.M. JORDAN CO., Newport News, Va.	442.0	0.0	1,092.0	100	0	0	0	0	0	0	0	62
214	176	MATT CONSTRUCTION, Santa Fe Springs, Calif.	442.0	0.0	502.0	100	0	0	0	0	0	0	0	27
215	226	RYCON CONSTRUCTION INC., Pittsburgh, Pa.	438.2	0.0	323.6	100	0	0	0	0	0	0	0	72
216	173	PHILLIPS INFRASTRUCTURE HOLDINGS INC., Knoxville, Tenn.†	438.0	0.0	647.0	21	0	45	27	4	0	0	0	0
217	257	DANIS, Miamisburg, Ohio	432.9	0.0	414.8	97	0	0	0	3	0	0	0	91
218	207	GRUNLEY CONSTRUCTION CO. INC., Rockville, Md.	432.0	0.0	511.0	100	0	0	0	0	0	0	0	32
219	300	DOMES CONSTRUCTION, South San Francisco, Calif.	431.0	0.0	485.0	71	1	0	0	29	0	0	0	0
220	280	PERNIX GROUP INC., Lombard, Ill.†	426.7	136.7	261.9	79	19	2	0	0	0	0	0	0
221	179	THE OPUS GROUP, Minnetonka, Minn.	425.5	0.0	NA	100	0	0	0	0	0	0	0	0
222	234	ZACHRY CONSTRUCTION CORP., San Antonio, Texas†	423.4	0.0	455.4	10	0	0	0	0	85	0	5	0
223	274	HARKINS BUILDERS INC., Columbia, Md.	420.0	0.0	438.0	100	0	0	0	0	0	0	0	76
224	244	ECC, Burlingame, Calif.†	419.4	-0.6	298.4	-4	0	0	55	1	0	48	0	2
225	191	EXXEL PACIFIC INC., Bellingham, Wash.	419.0	0.0	301.0	100	0	0	0	0	0	0	0	0
226	225	DEANGELIS DIAMOND CONSTRUCTION, Naples, Fla.	418.0	0.0	192.0	100	0	0	0	0	0	0	0	88
227	**	SNYDER LANGSTON, Irvine, Calif.	417.0	0.0	416.0	100	0	0	0	0	0	0	0	0
228	268	WOHLSEN CONSTRUCTION CO., Lancaster, Pa.	414.6	0.0	506.4	92	0	0	0	8	0	0	0	66
229	260	MARKET & JOHNSON INC., Eau Claire, Wis.	413.8	0.0	416.1	56	2	0	0	42	0	0	0	11
230	232	MORLEY BUILDERS, Santa Monica, Calif.†	413.0	0.0	346.7	100	0	0	0	0	0	0	0	0
231	277	HASELDEN CONSTRUCTION, Centennial, Colo.†	409.5	0.0	443.0	96	0	0	0	0	3	0	0	71
232	246	INTECH CONSTRUCTION, Philadelphia, Pa.	408.7	0.0	NA	100	0	0	0	0	0	0	0	100
233	106	SNC-LAVALIN INC., Bothell, Wash.†	408.7	180.7	63.4	1	1	14	0	83	0	2	0	0
234	208	SKENDER, Chicago, Ill.	407.3	0.0	30.0	100	0	0	0	0	0	0	0	0
235	254	NEW SOUTH CONSTRUCTION CO., Atlanta, Ga.†	407.0	0.0	385.0	82	0	0	0	0	18	0	0	100
236	177	DEACON CONSTRUCTION LLC, Citrus Heights, Calif.†	404.7	0.0	272.0	100	0	0	0	0	0	0	0	0
237	237	CATAMOUNT CONSTRUCTORS INC., Lakewood, Colo.	403.5	0.0	336.1	43	0	0	0	57	0	0	0	0
238	205	BOZZUTO CONSTRUCTION CO., Greenbelt, Md.†	403.3	0.0	556.0	100	0	0	0	0	0	0	0	100
239	235	DELLBROOK I JKS, Quincy, Mass.	402.8	0.0	597.5	100	0	0	0	0	0	0	0	100
240	255	JORDAN FOSTER CONSTRUCTION, El Paso, Texas†	402.0	0.0	590.0	69	0	1	2	0	28	0	0	81
241	206	ENGINEERED STRUCTURES INC. (ESI), Meridian, Idaho	401.8	4.0	216.3	100	0	0	0	0	0	0	0	40
242	210	VECELLIO GROUP INC., West Palm Beach, Fla.†	401.0	0.0	350.0	0	0	0	0	0	100	0	0	0
243	250	ROCKFORD CONSTRUCTION CO., Grand Rapids, Mich.	400.8	0.0	141.5	88	11	0	0	0	1	0	0	53
244	220	WEIS BUILDERS INC., Minneapolis, Minn.	395.3	0.0	526.4	100	0	0	0	0	0	0	0	14
245	209	HILL & WILKINSON GENERAL CONTRACTORS, Richardson, Texas	395.3	0.0	400.0	82	8	0	0	10	0	0	0	92
246	193	MARTIN-HARRIS CONSTRUCTION, Las Vegas, Nev.	393.1	0.0	793.1	91	0	0	0	0	3	0	7	50
247	230	M.B. KAHN CONSTRUCTION CO. INC., Columbia, S.C.	389.7	0.0	335.5	62	16	0	20	2	0	0	0	46
248	291	SHAW CONSTRUCTION, Denver, Colo.†	388.0	0.0	274.0	100	0	0	0	0	0	0	0	0
249	229	THE BRANCH GROUP INC., Roanoke, Va.†	382.1	0.0	712.8	45	0	0	0	0	45	0	0	0
250	321	O&G INDUSTRIES INC., Torrington, Conn.	381.9	0.0	306.8	61	3	13	0	0	22	0	0	45

GARNEY HOLDING CO. acquired Warren Environmental, an epoxy manufacturer, and A&W Maintenance, an epoxy pipeline coating contractor.

RANK 2019	2018	FIRM	2018 REVENUE (\$ MIL)		2018 NEW CONTRACTS	GENERAL BUILDING	MANUFACTURING	POWER	WATER / SEWER / WASTE	INDUS. / PETROLEUM	TRANSPORTATION	HAZARDOUS WASTE	TELECOM	% CM-AT-RISK
			TOTAL	INT'L										
251	263	KAJIMA BUILDING & DESIGN GROUP INC., Atlanta, Ga.	380.3	0.0	269.0	75	17	0	0	8	0	0	0	8
252	288	JP CULLEN AND SONS INC., Janesville, Wis.	379.9	0.0	341.8	94	0	6	0	0	0	0	0	56
253	399	T N WARD CO., Ardmore, Pa.	379.7	0.0	425.0	99	1	0	0	0	0	0	0	100
254	211	THE MIDDLESEX CORP., Littleton, Mass.†	378.0	0.0	741.0	0	0	4	0	0	96	0	0	7
255	243	LEE KENNEDY CO., Quincy, Mass.	377.5	0.0	200.0	100	0	0	0	0	0	0	0	36
256	224	SHIEL SEXTON CO. INC., Indianapolis, Ind.†	374.6	0.0	418.0	100	0	0	0	0	0	0	0	85
257	301	ARCH-CON CORP., Houston, Texas	372.2	0.0	397.0	100	0	0	0	0	0	0	0	0
258	307	SECURITY PAVING CO. INC., Westlake Village, Calif.†	370.5	0.0	176.1	0	0	0	0	0	100	0	0	0
259	249	SUPERIOR CONSTRUCTION HOLDING CO. INC., Jacksonville, Fla.†	368.5	0.0	197.7	0	0	0	0	9	91	0	0	0
260	181	COMMERCIAL CONTRACTING CORP., Auburn Hills, Mich.†	367.0	32.0	218.0	0	95	0	0	5	0	0	0	0
261	316	LYDIG CONSTRUCTION, Spokane Valley, Wash.	360.0	0.0	232.0	96	4	0	0	0	0	0	0	48
262	253	DONOHUE CONSTRUCTION CO., Bethesda, Md.†	358.2	0.0	298.0	100	0	0	0	0	0	0	0	21
263	218	MILLIE AND SEVERSON GENERAL CONTRACTORS, Los Alamitos, Calif.	358.1	0.0	361.1	100	0	0	0	0	0	0	0	0
264	251	HILLWOOD CONSTRUCTION SERVICES, Dallas, Texas	358.0	0.0	514.0	100	0	0	0	0	0	0	0	0
265	275	GH PHIPPS CONSTRUCTION COS., Greenwood Village, Colo.	356.0	0.0	430.0	100	0	0	0	0	0	0	0	46
266	171	TORCON INC., Red Bank, N.J.	355.6	0.0	412.0	100	0	0	0	0	0	0	0	100
267	196	MANSON CONSTRUCTION CO., Seattle, Wash.†	350.3	1.7	229.6	0	0	0	0	7	93	0	0	6
268	273	PIONEER CONSTRUCTION, Grand Rapids, Mich.†	348.0	0.0	380.0	86	14	0	0	0	0	0	0	0
269	223	CRB, Kansas City, Mo.	344.6	0.0	413.6	0	0	0	0	100	0	0	0	43
270	282	PARKWAY C&A LP, Lewisville, Texas†	343.0	0.0	187.0	100	0	0	0	0	0	0	0	0
271	215	BBL CONSTRUCTION SERVICES LLC, Albany, N.Y.	342.5	0.0	308.3	100	0	0	0	0	0	0	0	24
272	342	ABSHER CONSTRUCTION CO., Puyallup, Wash.	341.0	0.0	495.0	82	0	0	0	0	18	0	0	14
273	**	PLANT CONSTRUCTION CO. LP, San Francisco, Calif.	340.7	0.0	506.9	100	0	0	0	0	0	0	0	91
274	285	CCC GROUP INC., San Antonio, Texas	339.3	21.5	339.3	0	1	4	0	90	1	0	0	0
275	221	CALLAHAN INC., Bridgewater, Mass.	339.0	0.0	390.0	100	0	0	0	0	0	0	0	100
276	217	CG SCHMIDT INC., Milwaukee, Wis.	339.0	0.0	455.0	100	0	0	0	0	0	0	0	83
277	267	C. OVERAA & CO., Richmond, Calif.	338.2	0.0	60.9	43	0	2	44	11	0	0	0	35
278	239	ELFORD INC., Columbus, Ohio	337.0	0.0	420.0	100	0	0	0	0	0	0	0	75
279	266	SAMET CORP., Greensboro, N.C.	337.0	0.0	27.4	81	16	0	0	3	0	0	0	57
280	371	KBE BUILDING CORP., Farmington, Conn.†	335.8	0.0	112.1	100	0	0	0	0	0	0	0	38
281	231	CAHILL CONTRACTORS, San Francisco, Calif.	334.2	0.0	455.0	96	0	0	0	0	0	0	0	0
282	**	POSILICO INC., Farmingdale, N.Y.†	333.9	0.0	618.9	57	0	9	14	0	19	0	0	0
283	278	AMERICAN BRIDGE CO., Coraopolis, Pa.†	333.0	70.0	667.0	0	0	0	0	0	100	0	0	0
284	**	ROEBBELEN CONTRACTING INC., El Dorado Hills, Calif.	333.0	0.0	288.0	100	0	0	0	0	0	0	0	0
285	262	D.F. CHASE INC., Nashville, Tenn.	332.0	0.0	364.1	17	0	0	0	0	47	0	0	78
286	197	KNUTSON CONSTRUCTION, Minneapolis, Minn.	331.0	0.0	NA	100	0	0	0	0	0	0	0	100
287	326	Q&D CONSTRUCTION, Sparks, Nev.	330.0	0.0	293.7	32	3	0	5	2	57	0	0	14
288	264	CROWDER CONSTRUCTORS INC., Charlotte, N.C.†	329.9	0.0	177.4	2	0	42	42	1	12	0	0	9
289	345	EDIFICE INC., Charlotte, N.C.	329.0	0.0	161.0	67	0	0	0	33	0	0	0	20
290	362	QUANDEL ENTERPRISES INC. AND SUBSIDIARIES, Harrisburg, Pa.†	324.0	0.0	279.4	90	0	0	9	0	0	0	0	50
291	258	CNY GROUP, New York, N.Y.	321.5	0.0	349.4	100	0	0	0	0	0	0	0	100
292	385	BALDWIN & SHELL CONSTRUCTION CO., Little Rock, Ark.†	320.2	0.0	202.0	94	0	3	0	3	0	0	0	82
293	281	R&O CONSTRUCTION, Ogden, Utah	319.0	0.0	249.0	100	0	0	0	0	0	0	0	9
294	252	NIBBI BROTHERS GENERAL CONTRACTORS, San Francisco, Calif.	316.8	0.0	257.0	63	0	0	0	4	33	0	0	67
295	305	EXECUTIVE CONSTRUCTION INC., Hillside, Ill.	315.0	0.0	31.0	98	0	0	0	0	0	0	2	95
296	319	MASCARO CONSTRUCTION CO. LP, Pittsburgh, Pa.†	313.2	0.0	449.6	53	0	12	14	21	0	0	0	33
297	377	FORTUNE-JOHNSON GENERAL CONTRACTORS, Peachtree Corners, Ga.	310.4	0.0	227.8	100	0	0	0	0	0	0	0	0
298	269	H&M CO. INC., Jackson, Tenn.†	310.0	0.0	296.0	88	6	0	0	6	0	0	0	0
299	351	SUKUT CONSTRUCTION, Santa Ana, Calif.	310.0	0.0	278.0	3	0	9	42	0	25	21	0	0
300	**	GRAHAM CONSTRUCTION, Minneapolis, Minn.†	308.8	0.0	1,108.3	55	8	0	3	0	34	0	0	2

RANK 2019	RANK 2018	FIRM	2018 REVENUE (\$ MIL)		2018 NEW CONTRACTS	GENERAL BUILDING	MANUFACTURING	POWER	WATER / SEWER / WASTE	INDUS. / PETROLEUM	TRANSPORTATION	HAZARDOUS WASTE	TELECOM	% CM-AT-RISK
			TOTAL	INT'L										
301	333	HUNZINGER CONSTRUCTION CO., Brookfield, Wis.	306.6	0.0	250.0	100	0	0	0	0	0	0	0	65
302	222	ANDRES CONSTRUCTION SERVICES, Dallas, Texas	306.0	0.0	391.0	100	0	0	0	0	0	0	0	0
303	265	NAN INC., Honolulu, Hawaii	306.0	0.0	604.6	92	0	0	6	0	1	0	0	0
304	236	CDM SMITH, Boston, Mass.†	304.7	35.2	382.7	9	0	0	71	0	2	18	0	26
305	202	GRANGER CONSTRUCTION CO., Lansing, Mich.†	303.0	0.0	430.9	50	0	0	0	1	0	0	49	54
306	284	BARR & BARR INC., New York, N.Y.	303.0	0.0	331.0	100	0	0	0	0	0	0	0	100
307	287	S.T. WOOTEN CORP., Wilson, N.C.	301.5	0.0	512.5	0	0	0	0	0	100	0	0	0
308	302	BMW CONSTRUCTORS INC., Indianapolis, Ind.	300.3	0.0	80.0	1	32	27	0	40	0	0	0	0
309	386	FRANA COS. INC., Hopkins, Minn.	299.0	0.0	189.5	100	0	0	0	0	0	0	0	0
310	324	DONLEY'S, Cleveland, Ohio	298.0	0.0	189.0	97	0	1	0	2	0	0	0	51
311	272	THE LEMOINE CO., Lafayette, La.	295.0	0.0	144.3	96	0	0	4	0	0	0	0	20
312	247	DOSTER CONSTRUCTION CO. INC., Birmingham, Ala.	294.0	0.0	254.8	98	2	0	0	0	0	0	0	97
313	296	PRIMUS BUILDERS INC., Woodstock, Ga.	293.0	0.0	173.0	3	63	0	0	33	0	0	0	15
314	**	SHELCO LLC, Charlotte, N.C.	292.7	0.0	237.0	100	0	0	0	0	0	0	0	25
315	339	HOLLISTER CONSTRUCTION SERVICES, Parsippany, N.J.	292.1	0.0	530.0	90	0	0	0	10	0	0	0	95
316	370	JOHNSTONE MOYER INC., San Carlos, Calif.	292.0	0.0	448.0	100	0	0	0	0	0	0	0	0
317	347	MILENDER WHITE, Arvada, Colo.	289.7	0.0	218.3	99	0	0	0	0	0	0	1	0
318	**	LANDSOUTH CONSTRUCTION, Jacksonville, Fla.	288.1	0.0	349.8	100	0	0	0	0	0	0	0	0
319	276	WIELAND, Lansing, Mich.	286.5	0.0	340.0	70	11	0	0	19	0	0	0	92
320	**	CLARK CONSTRUCTION CO., Lansing, Mich.†	286.0	0.0	345.0	93	0	7	0	0	0	0	0	89
321	295	DCK WORLDWIDE, Pittsburgh, Pa.†	283.7	221.4	632.0	100	0	0	0	0	0	0	0	0
322	353	DICK ANDERSON CONSTRUCTION INC., Helena, Mont.	283.3	0.0	476.6	67	10	9	5	0	6	0	0	67
323	298	JUNEAU CONSTRUCTION CO., Atlanta, Ga.	282.3	0.0	427.9	100	0	0	0	0	0	0	0	100
324	328	A/Z CORP., North Stonington, Conn.	282.0	0.0	261.0	39	18	8	0	0	0	0	3	57
325	204	DRYMALLA CONSTRUCTION CO. INC., Columbus, Texas	280.0	0.0	285.0	100	0	0	0	0	0	0	0	20
326	**	CORTLAND IMPROVEMENTS LLC DBA CORTLAND BUILD, Atlanta, Ga.	279.7	0.0	178.6	0	0	0	0	0	0	0	0	0
327	**	ULLIMAN SCHUTTE CONSTRUCTION LLC, Miamisburg, Ohio†	279.4	0.0	17.0	0	0	0	100	0	0	0	0	38
328	349	CHASSE BUILDING TEAM, Tempe, Ariz.†	279.0	0.0	391.0	100	0	0	0	0	0	0	0	100
329	359	HOLT CONSTRUCTION CORP., Pearl River, N.Y.	278.0	0.0	179.0	68	0	0	0	0	32	0	0	9
330	**	THE HAGERMAN GROUP, Fort Wayne, Ind.	275.0	0.0	NA	91	5	0	0	4	0	0	0	42
331	387	KAUFMAN LYNN CONSTRUCTION, Delray Beach, Fla.†	274.0	0.0	569.0	100	0	0	0	0	0	0	0	96
332	286	LYLES CONSTRUCTION GROUP, Fresno, Calif.†	272.5	0.0	264.3	9	0	5	81	0	3	0	0	0
333	299	SCHIMENTI CONSTRUCTION CO., Ridgefield, Conn.	272.0	0.0	232.0	100	0	0	0	0	0	0	0	0
334	310	BOWEN ENGINEERING CORP., Indianapolis, Ind.†	269.0	0.0	NA	2	0	51	48	0	0	0	0	0
335	343	GHILOTTI CONSTRUCTION CO., Santa Rosa, Calif.	268.5	0.0	NA	10	0	0	80	10	0	0	0	100
336	365	W.G. CLARK CONSTRUCTION CO., Seattle, Wash.†	268.0	0.0	93.9	100	0	0	0	0	0	0	0	0
337	327	E.W. HOWELL CO. LLC, Plainview, N.Y.	265.7	0.0	260.6	97	0	0	0	0	3	0	0	47
338	376	CDI CONTRACTORS, Little Rock, Ark.†	265.6	0.0	265.6	100	0	0	0	0	0	0	0	60
339	320	BUTZ ENTERPRISES INC., Allentown, Pa.†	263.5	0.0	586.0	100	0	0	0	0	0	0	0	83
340	290	RONCELLI INC., Sterling Heights, Mich.	263.0	5.0	255.0	67	24	0	0	2	7	0	0	40
341	283	TONN AND BLANK CONSTRUCTION LLC, Michigan City, Ind.	262.0	0.0	73.0	96	0	0	0	4	0	0	0	5
342	238	BRADBURY STAMM CONSTRUCTION INC., Albuquerque, N.M.†	261.7	0.0	185.2	92	0	0	1	0	7	0	0	56
343	357	DEPCOM POWER, Scottsdale, Ariz.	259.0	0.0	452.0	0	0	100	0	0	0	0	0	0
344	289	CONTINENTAL BUILDING CO., Columbus, Ohio	258.0	0.0	188.0	100	0	0	0	0	0	0	0	100
345	**	WILLIAM A. RANDOLPH INC., Gurnee, Ill.	258.0	0.0	345.0	100	0	0	0	0	0	0	0	100
346	337	FAGEN INC., Granite Falls, Minn.	257.7	0.0	39.1	1	0	9	0	90	0	0	0	0
347	398	FRANK L. BLUM CONSTRUCTION CO., Winston-Salem, N.C.	256.6	0.0	275.3	98	2	0	0	0	0	0	0	96
348	105	GEMMA POWER SYSTEMS, Glastonbury, Conn.	255.6	0.5	1,077.0	0	0	100	0	0	0	0	0	0
349	378	MEDCO CONSTRUCTION LLC, Dallas, Texas	254.0	0.0	82.0	100	0	0	0	0	0	0	0	0
350	**	EE CRUZ & CO., New York, N.Y.	253.0	0.0	225.5	45	0	0	8	0	47	0	0	0

RANK 2019	2018	FIRM	2018 REVENUE (\$ MIL)		2018 NEW CONTRACTS	GENERAL BUILDING	MANUFACTURING	POWER	WATER / SEWER / WASTE	INDUS. / PETROLEUM	TRANSPORTATION	HAZARDOUS WASTE	TELECOM	% CM-AT-RISK
			TOTAL	INT'L										
351	363	MOOREFIELD CONSTRUCTION INC., Santa Ana, Calif.	251.7	0.0	159.9	100	0	0	0	0	0	0	0	0
352	**	BERGLUND CONSTRUCTION CO., Chicago, Ill.	250.0	0.0	275.0	100	0	0	0	0	0	0	0	70
353	341	RJM CONSTRUCTION LLC, Golden Valley, Minn.	249.0	0.0	294.0	100	0	0	0	0	0	0	0	13
354	384	BYRNE CONSTRUCTION SERVICES, Fort Worth, Texas	248.8	0.0	141.3	92	0	0	0	0	8	0	0	95
355	315	LUSARDI CONSTRUCTION CO., San Marcos, Calif.	247.8	0.0	234.5	100	0	0	0	0	0	0	0	0
356	**	CHARLES PERRY PARTNERS INC., Gainesville, Fla.	245.0	0.0	195.0	100	0	0	0	0	0	0	0	67
357	350	BLYTHE DEVELOPMENT CO., Charlotte, N.C.	244.7	0.0	240.4	0	0	0	0	0	48	0	0	0
358	270	RIVER CITY CONSTRUCTION LLC, East Peoria, Ill.	243.1	0.0	332.5	73	6	0	21	0	0	0	0	9
359	381	CARROLL DANIEL CONSTRUCTION CO., Gainesville, Ga.	242.9	0.0	314.9	81	11	0	0	9	0	0	0	78
360	297	SLETTEN COS., Great Falls, Mont.†	242.1	0.0	459.5	57	1	0	14	0	28	0	0	31
361	322	MW BUILDERS INC., Pflugerville, Texas†	242.0	0.0	238.0	96	4	0	0	0	0	0	0	19
362	303	WESPAC CONSTRUCTION INC., Phoenix, Ariz.	241.0	0.0	160.0	100	0	0	0	0	0	0	0	0
363	332	BOH BROS. CONSTRUCTION CO. LLC, New Orleans, La.	240.6	0.0	233.5	8	0	0	0	30	61	0	0	28
364	261	MYCON GENERAL CONTRACTORS INC., Dallas, Texas	240.0	0.0	269.0	100	0	0	0	0	0	0	0	0
365	346	SEMA CONSTRUCTION INC., Centennial, Colo.†	238.8	0.0	238.1	0	0	0	4	0	96	0	0	0
366	**	SHOOK CONSTRUCTION, Dayton, Ohio	238.0	0.0	505.0	68	8	0	22	0	0	0	1	77
367	352	KEY CONSTRUCTION INC., Wichita, Kan.	237.7	0.0	237.7	96	0	0	0	0	0	0	4	19
368	340	I+ICONUSA, Pittsburgh, Pa.†	235.0	0.0	240.0	5	4	3	0	26	61	0	0	3
369	336	HAYDON BUILDING CORP., Phoenix, Ariz.	233.6	0.0	242.0	51	0	0	7	0	42	0	0	72
370	**	WARFEL CONSTRUCTION CO., East Petersburg, Pa.	233.5	0.0	244.6	100	0	0	0	0	0	0	0	64
371	338	FORT MYER CONSTRUCTION CORP., Washington, D.C.†	233.3	0.0	NA	0	2	5	13	0	70	0	0	0
372	369	HARPER GENERAL CONTRACTORS, Greenville, S.C.	229.0	0.0	219.0	67	10	0	23	0	0	0	0	59
373	304	CHANEN CONSTRUCTION CO. INC., Phoenix, Ariz.	228.8	0.0	228.8	100	0	0	0	0	0	0	0	100
374	318	CSI CONSTRUCTION CO., Colorado Springs, Colo.	228.0	0.0	185.0	90	0	0	0	10	0	0	0	20
375	241	THE KORTE CO., Highland, Ill.	226.3	0.0	225.0	100	0	0	0	0	0	0	0	3
376	**	ELECTRICAL CONSULTANTS INC., Billings, Mont.†	223.0	0.0	228.0	0	0	98	0	2	0	0	0	0
377	380	BARTLETT BRAINARD EACOTT INC., Bloomfield, Conn.	222.0	0.0	135.0	95	5	0	0	0	0	0	0	0
378	308	EPSTEIN, Chicago, Ill.†	221.3	2.9	84.0	0	100	0	0	0	0	0	0	9
379	**	GARCO CONSTRUCTION INC., Spokane, Wash.	220.7	0.0	340.0	70	1	0	20	2	7	0	0	0
380	379	TERMINAL CONSTRUCTION CORP., Wood-Ridge, N.J.	220.0	0.0	283.0	100	0	0	0	0	0	0	0	0
381	368	BUCH CONSTRUCTION, Laurel, Md.	218.4	0.0	100.0	96	0	4	0	0	0	0	0	0
382	**	FNF CONSTRUCTION INC., Tempe, Ariz.†	216.5	0.0	276.0	0	0	0	0	0	100	0	0	2
383	330	KBS INC., Richmond, Va.	215.0	0.0	272.0	100	0	0	0	0	0	0	0	0
384	**	STEVENS ENGINEERS & CONSTRUCTORS INC., Middleburg Hts., Ohio†	213.5	0.0	41.1	18	0	7	4	71	0	0	0	0
385	391	COAKLEY & WILLIAMS CONSTRUCTION, Bethesda, Md.	212.9	0.0	79.7	100	0	0	0	0	0	0	0	63
386	355	EMBREE CONSTRUCTION GROUP INC., Georgetown, Texas	212.3	0.0	184.2	100	0	0	0	0	0	0	0	0
387	373	IPS-INTEGRATED PROJECT SERVICES LLC, Blue Bell, Pa.†	210.5	40.6	369.5	0	0	0	0	100	0	0	0	98
388	313	INTERSTATE HIGHWAY CONSTRUCTION INC., Centennial, Colo.	209.1	0.0	353.4	0	0	0	0	0	100	0	0	0
389	358	WAGMAN INC., York, Pa.†	209.0	0.0	239.0	40	0	0	1	0	59	0	0	7
390	**	WILLMENG CONSTRUCTION, Phoenix, Ariz.	208.3	0.0	261.6	100	0	0	0	0	0	0	0	59
391	382	SEVENSON ENVIRONMENTAL SERVICES INC., Niagara Falls, N.Y.	206.1	0.0	174.1	0	0	0	0	0	0	100	0	0
392	325	R.D. OLSON CONSTRUCTION, Irvine, Calif.	206.0	0.0	186.9	100	0	0	0	0	0	0	0	0
393	292	THE JAYNES COS., Albuquerque, N.M.†	205.6	0.0	92.8	100	0	0	0	0	0	0	0	52
394	392	HARPER CONSTRUCTION CO. INC., San Diego, Calif.	204.5	0.0	347.1	100	0	0	0	0	0	0	0	0
395	**	DEL AMO CONSTRUCTION, Torrance, Calif.	203.5	0.0	NA	100	0	0	0	0	0	0	0	0
396	367	J.D. ABRAMS LP, Austin, Texas	202.8	0.0	93.2	0	0	0	0	0	100	0	0	0
397	317	KRAEMER NORTH AMERICA LLC, Plain, Wis.	197.9	0.0	363.0	0	0	0	0	0	100	0	0	37
398	**	THE WINTER CONSTRUCTION CO., Atlanta, Ga.	197.0	0.0	190.0	95	0	0	0	0	0	5	0	83
399	364	BELL & ASSOCIATES CONSTRUCTION LP, Brentwood, Tenn.	195.0	0.0	195.0	84	0	0	0	0	15	0	0	50
400	**	WOLVERINE BUILDING GROUP, Grand Rapids, Mich.	195.0	0.0	210.0	95	0	0	0	5	0	0	0	0

Where To Find the Top 400

FIRM	RANK	FIRM	RANK	FIRM	RANK	FIRM	RANK
A		W.G. Clark Construction Co.	336	Goodfellow Bros.	153	Layton Construction Co. LLC	44
A/Z Corp.	324	Clayco Inc.	32	Graham Construction	300	Lease Crutcher Lewis	117
J.D. Abrams LP	396	Clune Construction Co.	84	Granger Construction Co.	305	LeChase Construction Services LLC	98
Absher Construction Co.	272	CNY Group	291	Granite Construction Inc.	24	The Lemoine Co.	311
Adolfson & Peterson Construction	106	Coakley & Williams Construction	385	Gray Construction	80	Lendlease	19
AECOM	4	Coastal Construction Group	123	Graycor	149	Leopardo Cos.	208
Aegion Corp.	63	Colas Inc.	41	Great Lakes Dredge & Dock Co. LLC	134	Level 10 Construction	61
Alberici-Fintco	37	Columbia Construction Co.	210	Grunley Construction Co. Inc.	218	Lee Lewis Construction Inc.	131
Alston Construction	102	Commercial Contracting Corp.	260			Lusardi Construction Co.	355
American Bridge Co.	283	The Conlan Co.	96	H		Lydig Construction	261
Ames Construction Inc.	88	Consigli Building Group Inc.	60	H&M Co. Inc.	298	Lyles Construction Group	332
Andersen Construction	124	Construction Partners Inc.	138	The Hagerman Group	330		
RC Andersen LLC	189	Continental Building Co.	344	Hanover RS Construction Ltd.	150	M	
Anderson Columbia Co. Inc.	203	CORE Construction Group	85	BL Harbert International	90	J.T. Magen & Co. Inc.	70
Dick Anderson Construction Inc.	322	Cortland Improvements LLC dba Cortland Build	326	Harkins Builders Inc.	223	Manhattan Construction Group	58
Andres Construction Services	302	CRB	269	Harper Construction Co. Inc.	394	Manson Construction Co.	267
APTIM	53	Crossland Construction Co. Inc.	69	Harper General Contractors	372	Market & Johnson Inc.	229
Arch-Con Corp.	257	Crowder Constructors Inc.	288	David E. Harvey Builders Inc.	73	Martin-Harris Construction	246
ARGO Construction Cos.	47	EE Cruz & Co.	350	Haselden Construction	231	Mascaro Construction Co. LP	296
Aristeo Construction Co.	194	CSJ Construction Co.	374	Haskell	91	Matrix Service Co.	71
ASRC Industrial Services	197	JP Cullen and Sons Inc.	252	Hathaway Dinwiddle Construction Co.	55	MATT Construction	214
Austin Industries	33			Hawaiian Dredging Construction Co. Inc.	162	McCarthy Holdings Inc.	21
AvalonBay Communities Inc.	115	D		Haydon Building Corp.	369	McCownGordon Construction	205
B		Danis	217	Hensel Phelps	15	McDermott	9
Baldwin & Shell Construction Co.	292	James G. Davis Construction Corp.	118	Herzog Contracting Corp.	103	McGough	133
Balfour Beatty US	17	Day & Zimmermann	62	Hill & Wilkinson General Contractors	245	The McShane Cos.	82
Barnard Construction Co. Inc.	110	dok worldwide	321	Hillwood Construction Services	264	MEDCO Construction LLC	349
Barnhill Contracting Co.	141	Deacon Construction LLC	236	HITT Contracting Inc.	38	Messer Construction Co.	83
Barr & Barr Inc.	306	DeAngelis Diamond Construction	226	Hoar Construction LLC	109	CR Meyer	199
Bartlett Brinard Eacott Inc.	377	Del Amo Construction	395	Hoffman Construction Corp.	51	Michels Corp.	27
Bartlett Cocke General Contractors LLC	120	Dellbrook I JKS	239	Holder Construction Co.	26	The Middlesex Corp.	254
Barton Malow Co.	40	Dennis Group	185	Hollister Construction Services	315	Milender White	317
Batson-Cook Co.	195	DEPCOM Power	343	Holt Construction Corp.	329	Millie and Severson General Contractors	263
BBL Construction Services LLC	271	Devcon Construction Inc.	50	E.W. Howell Co. LLC	337	Miron Construction Co. Inc.	94
BCCI Construction Co.	191	P.J. Dick - Trumbull - Lindy Paving	97	Hunter Roberts Construction Group LLC	81	Moorefield Construction Inc.	351
Bechtel	1	Dimeco Construction Co.	184	Hunzinger Construction Co.	301	Morley Builders	230
The Beck Group	72	Dome Construction	219			Mortenson	16
Bell & Associates Construction LP	399	Donley's	310	I		Moss	92
Berglund Construction Co.	352	Donohoe Construction Co.	262	i+iconUSA	368	MW Builders Inc.	361
Bernards	161	Doster Construction Co. Inc.	312	IMC Construction	165	MWH Constructors Inc.	126
Big-D Construction Corp.	75	DPR Construction	10	Infrastructure and Energy Alternatives Inc.	67	MYCON General Contractors Inc.	364
Billinger North America Inc.	119	Dragados	29	INTECH Construction	232	Allan Myers	107
Black & Veatch	42	C.W. Driver Cos.	139	Interstate Highway Construction Inc.	388		
Frank L. Blum Construction Co.	347	Drymalla Construction Co. Inc.	325	IPS-Integrated Project Services LLC	387	N	
Blythe Development Co.	357	Duke Construction	121			Nabholz Construction Corp.	113
BMWC Constructors Inc.	308	JE Dunn Construction Co.	22	J		Nan Inc.	303
BNBuilders Inc.	147	E		Jacobs	39	New Enterprise Stone & Lime Co. Inc.	146
Boh Bros. Construction Co. LLC	363	ECC	224	Jacobsen Construction Co. Inc.	145	New South Construction Co.	235
The Boldt Co.	86	Edifice Inc.	289	James McHugh Construction Co.	160	Nibbi Brothers General Contractors	294
Bowen Engineering Corp.	334	Electrical Consultants Inc.	376	The Jaynes Cos.	393	T.G. Nickel & Associates LLC	178
Bozzuto Construction Co.	238	Elford Inc.	278	Jingoli - DCO	143	O	
Bradbury Stamm Construction Inc.	342	Embree Construction Group Inc.	386	Joeris General Contractors	198	O&G Industries Inc.	250
The Branch Group Inc.	249	EMJ Corp.	164	GE Johnson	100	OHL USA Inc.	77
Brasfield & Gorrie LLC	25	Enerfab	129	Johnstone Moyer Inc.	316	Okland Construction Co. Inc.	79
Brinkmann Constructors	182	Engineered Structures Inc. (ESI)	241	W.M. Jordan Co.	213	R.D. Olson Construction	392
Vance Brown Inc.	157	Epstein	378	Jordan Foster Construction	240	Oltmans Construction Co.	137
Buch Construction	381	Eurovia USA (fka The Hubbard Group Inc.)	168	Juneau Construction Co.	323	Omnibuild	202
Build Group	116	Executive Construction Inc.	295			O'Neil Industries Inc.	66
Bulley & Andrews	209	Exel Pacific Inc.	225	K		The Opus Group	221
Burns & McDonnell	48			M.B. Kahn Construction Co. Inc.	247	Orion Group Holdings Inc.	171
Butz Enterprises Inc.	339	F		Kajima Building & Design Group Inc.	251	C. Overaa & Co.	277
Byrne Construction Services	354	Fagen Inc.	346	KAST Construction Co. LLC	167	P	
C		FCI Constructors Inc.	190	Kaufman Lynn Construction	331	Charles Pankow Builders	180
Caddell Construction Co. (DE) LLC	193	FCL Builders	169	KBE Building Corp.	280	PARIC Holdings	177
Cahill Contractors	281	Ferreira Construction Co. Inc.	175	KBR Inc.	43	Parkway C&A LP	270
Cajun Industries LLC	173	Ferrovial US Construction Corp.	56	KBS Inc.	383	Parsons Corp.	181
Callahan Inc.	275	J.H. Findorff & Son	122	Lee Kennedy Co.	255	F.H. Paschen	151
Carroll Daniel Construction Co.	359	Flatiron Construction	46	Key Construction Inc.	367	PC Construction Co.	192
Catamount Constructors Inc.	237	J. Fletcher Creamer & Son Inc.	187	Kiewit Corp.	6	PCL Construction Enterprises Inc.	8
CCC Group Inc.	274	Fluor Corp.	2	Kinsley Construction Inc.	166	The PENTA Building Group	186
CDI Contractors	338	FNF Construction Inc.	382	Kitchell Corp.	130	Pepper Construction Group	65
CDM Smith	304	Fort Myer Construction Corp.	371	Klinger Cos. Inc.	211	Performance Contractors Inc.	68
Chanen Construction Co. Inc.	373	Fortis Construction Inc.	74	Knutson Construction	286	Pernix Group Inc.	220
Charah Solutions	125	Fortune-Johnson General Contractors	297	The Kokosing Group of Cos.	64	Charles Perry Partners Inc.	356
D.F. Chase Inc.	285	Frana Cos. Inc.	309	The Korte Co.	375	Phillips Infrastructure Holdings Inc.	216
Chasse Building Team	328			KPRS Construction Services Inc.	156	GH Phipps Construction Cos.	265
China Construction America/Plaza Construction	57	G		Kraemer North America LLC	397	The Pike Cos. Ltd.	142
Choate Construction Co.	78	Garco Construction Inc.	379	Kraus-Anderson Construction Co.	128	Pioneer Construction	268
The Christman Co.	93	Garney Holding Co.	101			Plant Construction Co. LP	273
The Cianbro Cos.	132	Gemma Power Systems	348	L		Pogue Construction Co. LP	206
Cives Steel Co.	188	Ghiotti Construction Co.	335	LandSouth Construction	318	Posillico Inc.	282
Clancy & Theys Construction Co.	170	Gilbane Building Co.	11	Lane Industries Inc.	45	Power Construction Co. LLC	89
Clark Construction Co.	320	GLY Construction	172	Las Vegas Paving Corp.	201		
Clark Group	13						

Where To Find the Top 400

FIRM	RANK	FIRM	RANK	FIRM	RANK	FIRM	RANK
Primoris Services Corp.	28	Schimenti Construction Co.	333	Tellepsen	179	Wharton-Smith Inc.	204
Primus Builders Inc.	313	CG Schmidt Inc.	276	Terminal Construction Corp.	380	The Whiting-Turner Contracting Co.	5
Q		Security Paving Co. Inc.	258	Tonn and Blank Construction LLC	341	Wieland	319
		Sellen Construction Co. Inc.	140	Torcon Inc.	266	F.A. Wilhelm Construction Co. Inc.	104
		SEMA Construction Inc.	365	Traylor Bros. Inc.	183	Williams Brothers Construction Co. Inc.	144
Q&D Construction	287	Sevenson Environmental Services Inc.	391	Truebeck Construction	159	Willmeng Construction	390
Quandel Enterprises Inc. and Subsidiaries	290	Shaw Construction	248	Turner Corp.	3	The Winter Construction Co.	398
R		Shawmut Design and Construction	52	Turner Industries Group LLC	30	Wohlsen Construction Co.	228
		Shelco LLC	314	Tutor Perini Corp.	12	Wolverine Building Group	400
		Shiel Sexton Co. Inc.	256	U		Wood	35
		Shook Construction	366			S.T. Wooten Corp.	307
		Skanska USA	7			Y	
R&O Construction	293	Skender	234				
RailWorks Corp.	111	Sletten Cos.	360	Ulliman Schutte Construction LLC	327		
William A. Randolph Inc.	345	C D Smith Construction	158	V		The Yates Cos. Inc.	34
E.E. Reed Construction LP	112	SNC-Lavalin Inc.	233			Z	
River City Construction LLC	358	Snyder Langston	227				
RJM Construction LLC	353	Southland Holdings LLC	108	James R. Vannoy & Sons Construction Co. Inc.	212		
Robins & Morton	76	SpawGlass Holding LP	152	VCC LLC	105		
Rockford Construction Co.	243	Stacy and Witbeck Inc.	163	Vecellio Group Inc.	242	Zachry Construction Corp.	222
Rodgers Builders Inc.	207	Staker Parson Cos.	200			Zachry Group	31
Roebbelen Contracting Inc.	284	Stellar	155	W			
Rogers-O'Brien Construction	136	Sterling Construction Co. Inc.	87				
Roncelli Inc.	340	Stevens Engineers & Constructors Inc.	384	Wagman Inc.	389		
The Rudolph/Libbe Cos. Inc.	154	STO Building Group Inc.	14	Walbridge	59		
Ryan Cos. Inc.	49	Suffolk	299	Walsh Construction Co.	196		
Rycon Construction Inc.	215	Sukut Construction	176	The Walsh Group Ltd.	18		
S		Summit Contracting Group Inc.	54	T N Ward Co.	253		
		Sundt Construction Inc.	259	Warfel Construction Co.	370		
		Superior Construction Holding Co. Inc.	20	Webcor Construction LP dba Webcor Builders	36		
S&B Engineers and Constructors Ltd. and affiliates	114	Swinerton		Weeks Marine Inc.	135		
Samet Corp.	279	T		Weis Builders Inc.	244		
Satterfield & Pontikes Construction Inc.	174			The Wertz Co. & Affiliates	99		
Saulsbury Industries	95	Teichert Construction	127	Wespac Construction Inc.	362		
Saunders Construction Inc.	148						

2019 Top 400 Contractors – Subsidiaries by Rank

Rank Company Subsidiary

Rank Company Subsidiary

1 Bechtel

*Bantrel Co.
Bechtel Construction Operations Inc.
Bechtel Corp.
Bechtel Infrastructure and Power Corp.
Bechtel Ltd.
Bechtel Nuclear, Security & Environmental Inc.
Bechtel Oil, Gas, & Chemicals*

2 Fluor Corp.

*Fluor Constructors International Inc.
Fluor Enterprises Inc.*

6 Kiewit Corp.

*Cherne Contracting Corp.
Construction Kiewit Cie
Kiewit Building Group Inc.
Kiewit Construction Services ULC
Kiewit Energy de Mexico
Kiewit Energy Group Inc.
Kiewit Engineering Group Inc.
Kiewit Infrastructure Co.
Kiewit Infrastructure South Co.
Kiewit Infrastructure West Co.
Kiewit Offshore Services Ltd.
Kiewit Power Constructors Co.
Mass. Electric Construction Co.
Peter Kiewit Sons ULC
T.E. Ibberson Co.
TIC - The Industrial Co.*

7 Skanska USA

*Skanska USA Building
Skanska USA Civil*

8 PCL Construction Enterprises Inc.

*Melloy Industrial Services Inc.
Nordic PCL Construction Inc.
PCL Builders Inc.
PCL Civil Constructors Inc.
PCL Construction Enterprises Inc.
PCL Construction Inc.
PCL Construction Management Inc.
PCL Construction Resources (USA) Inc.
PCL Construction Resources Inc.
PCL Construction Services Inc.
PCL Constructors Canada Inc.
PCL Constructors Inc.
PCL Constructors Northern Inc.*

*PCL Constructors Westcoast Inc.
PCL Energy Inc.
PCL Industrial Construction Co.
PCL Industrial Constructors Inc.
PCL Industrial Management Inc.
PCL Industrial Services Inc.
PCL Intracon Power Inc.
PCL Investments Canada*

11 Gilbane Building Co.

*G.O. Services
Gilbane Federal*

12 Tutor Perini Corp.

*Becho Inc.
Black Construction
Frontier - Kemper
Lunda Construction
Perini Management Services
Roy Anderson Corp.
Rudolph and Sletten
Tutor Perini Building Corp.
Tutor Perini Civil Construction*

13 Clark Group

*Atkinson Construction
C3M Power Systems
CBG Building Co.
Edgemoor Real Estate and Infrastructure
S2N Technology Group
Shirley Contracting Co.*

14 STO Building Group Inc.

*Ajax Building Corp.
Govan Brown
LF Driscoll
Pavarini Construction
Pavarini McGovern
Structure Tone Global Services
Structure Tone International
Structure Tone LLC
Structure Tone Southwest*

16 Mortenson

*M. A. Mortenson Co.
Mortenson International Inc.*

17 Balfour Beatty US

*Balfour Beatty Communities
Balfour Beatty Construction*

2019 Top 400 Contractors – Subsidiaries by Rank

<u>Rank</u>	<u>Company</u>	<u>Subsidiary</u>	<u>Rank</u>	<u>Company</u>	<u>Subsidiary</u>
		Balfour Beatty Infrastructure Balfour Beatty Rail Fru-Con			Q3C Rockford Vadnais Willbros Canada
18	The Walsh Group Ltd.	Archer Western Walsh Construction	29	Dragados	Dragados Canada Inc. Dragados USA Inc. J.F. White Contracting Co. Inc. John P. Picone Inc. Prince Contracting LLC Pulice Construction Inc. Schiavone Construction Co. LLC
19	Lendlease	Lendlease (US) Construction Inc. Lendlease (US) Construction LMB Inc. Lendlease (US) Public Partnerships LLC	30	Turner Industries Group LLC	Turner Industrial Maintenance LLC Turner Specialty Services LLC
21	McCarthy Holdings Inc.	MC Industrial Inc. McCarthy Building Cos. Inc.	31	Zachry Group	Ambitech Engineering JV Industrial Zachry Engineering Zachry Industrial Zachry Nuclear
23	Suffolk	Liberty Conshor Liberty Construction Services Liberty Equipment and Supply Liberty West	32	Clayco Inc.	BatesForum CRG CSI Ventana
24	Granite Construction Inc.	Garco Testing Laboratories Granite Construction Co. Granite Construction Northeast Granite Inliner IDS Intermountain Slurry Seal Inc. Kenny Construction Layne Liner Products LiquiForce	33	Austin Industries	Austin Bridge & Road Austin Commercial Austin Industrial
28	Primoris Services Corp.	ARB OnQuest Primoris AV Primoris Design and Construction Primoris Distribution Services Primoris Fabrication Primoris Field Services Primoris Heavy Civil Primoris Industrial Constructors Primoris Mechanical Primoris Pipeline Primoris Power Primoris Renewables Primoris T&D	34	The Yates Cos. Inc.	American Industrial Construction LLC Blaine Construction Corp. Edwards Electric Service LLC JESCO Inc. Merit Electrical Inc. Superior Asphalt Inc. W.G. Yates & Sons Construction Co. Yates Constructors LLC Yates Engineers LLC Yates Services LLC
			35	Wood	Asset Solutions Americas

2019 Top 400 Contractors – Subsidiaries by Rank

Rank Company Subsidiary

Rank Company Subsidiary

*Environmental & Infrastructure Services
Specialist Technical Services*

37 Alberici-Flintco

*Alberici Constructors Inc.
Alberici Constructors Ltd.
CAS Constructors LLC
Flintco LLC*

39 Jacobs

*All Jacobs subsidiaries related to Jacobs
Engineering Group Inc.*

41 Colas Inc.

*Barrett Paving
Branscome Inc.
Colaska
Delta
Reeves Construction Group
Simon
Sully Miller*

42 Black & Veatch

*Black & Veatch Contracting
Black & Veatch Management Consulting
Black & Veatch Oil & Gas
Black & Veatch Power
Black & Veatch Special Projects
Black & Veatch Telecom
Black & Veatch Water*

43 KBR Inc.

*Energo
Granherne
GVA*

45 Lane Industries Inc.

*Lane Infrastructure Inc.
Lane Power & Energy Solutions Inc.
Lane Worldwide Infrastructure Inc.
The Lane Construction Corp.*

46 Flatiron Construction

*EE Cruz
FECO Equipment LLC
Flatiron Constructors Canada Ltd.
Flatiron Constructors Inc
Flatiron Equipment Co. Canada Ltd.
Flatiron Turner Construction of NY LLC
Flatiron West*

47 ARCO Construction Cos.

*ARCO Construction Co. Inc.
ARCO Design/Build - Build To Suit Inc.
ARCO Design/Build Inc.
ARCO Design/Build Industrial New York Inc.
ARCO Design/Build Mid-Atlantic Inc.
ARCO Design/Build Midwest Inc.
ARCO Design/Build Northeast Inc.
ARCO Design/Build SE Inc.
ARCO Design/Build Southwest Inc.
ARCO Holdings Inc.
ARCO National Construction - KC Inc.
ARCO National Living Group Inc.
ARCO National New England Inc.
ARCO Senior Living Multi-Family
Construction Co. Inc.
ARCO/Murray Construction Co.
ARCO/Murray Consulting Inc.
ARCO/Murray National Chicago Inc.
ARCO/Murray National Construction Co. Inc.
ARCO/Murray National Dallas Inc.
ARCO/Murray National Denver Inc.
ARCO/Murray National Nashville Inc.
ARCO/Murray National NorCal Inc.
ARCO/Murray National Process Solutions Inc.
ARCO/Murray National Tenant Solutions Inc.*

48 Burns & McDonnell

Ref-Chem

51 Hoffman Construction Corp.

*HCC AZ
HCC NM
HCC Of America
HCC OR
HCC WA
Hoffman Mechanical
Hoffman Yard
HSI
Ming Surveyors
Precision Construction*

56 Ferrovial US Construction Corp.

*Ferrovial Agroman US Corp
Webber LLC*

57 China Construction America/Plaza Construction

CCA CIVIL

2019 Top 400 Contractors – Subsidiaries by Rank

Rank Company Subsidiary

Rank Company Subsidiary

CCA South America
PLAZA Construction
Strategic Capital

McGraw/Kokosing Inc.
The Olen Corp.
Third Gen Inc.

58 Manhattan Construction Group

Cantera Concrete Co.
Manhattan Construction Co.
Manhattan International Construction Co. Ltd.
Manhattan Pipeline LLC
Manhattan Road & Bridge Co.
Safe Zone LLC
Spectrum Contracting Inc.

65 Pepper Construction Group

Pepper Construction Co.
Pepper Construction Co. of Indiana
Pepper Construction Co. of Ohio
Pepper Environmental Technologies

62 Day & Zimmermann

Atlantic Union Resources Inc. dba DZNPS
Day & Zimmermann (Satellite Office),
Birmingham
Day & Zimmermann (Satellite Office),
Charlotte
Day & Zimmermann (Satellite Office), Denton
Day & Zimmermann (Satellite Office),
Goodyear
Day & Zimmermann International Inc.
Day & Zimmermann Management Services Inc.
Day & Zimmermann NPS Inc.
Mason & Hanger, Glenn Allen
Mason & Hanger, Lexington
Mason & Hanger, Virginia Beach
The Atlantic Group Inc. dba DZ Atlantic

66 O'Neil Industries Inc.

Southland Constructors Inc.
W.E. O'Neil Construction Co.
W.E. O'Neil Construction Co. of Arizona
W.E. O'Neil Construction Co. of California
W.E. O'Neil Construction Co. of San Diego
W.E. O'Neil Construction of Colorado

67 Infrastructure and Energy Alternatives Inc.

American Civil Constructors - Mountain West

American Civil Constructors - West Coast
American Civil Constructors, Southwest
IEA Constructors
Saiia Construction
White Construction
William Charles Construction

63 Aegion Corp.

Aegion Coating Services
Brinderson LLC
Corpro Cos. Inc.
Fibrwrap Construction Services
Insituform Technologies
Schultz Industrial Services Inc.
Underground Solutions
United Pipeline Systems

70 J.T. Magen & Co. Inc.

J.T. Magen & Co. Inc.
JTM Construction Group Inc.

71 Matrix Service Co.

Matrix Applied Technologies
Matrix NAC
Matrix PDM Engineering
Matrix Service

64 The Kokosing Group of Cos.

Area Aggregates LLC
Corman Kokosing Construction Co.
Corna Kokosing Construction Co.
Cuyahoga Asphalt Materials Inc.
Integrity Kokosing Pipeline Services
Kokosing Construction Co. Inc.
Kokosing Inc.
Kokosing Industrial Inc.
Kokosing Materials Inc.

73 David E. Harvey Builders Inc.

Harvey
Harvey-Cleary, Austin
Harvey-Cleary, Washington D.C.
Harvey-Cleary, San Antonio

74 Fortis Construction Inc.

Fortis Construction PTE Ltd.

75 Big-D Construction Corp.

2019 Top 400 Contractors – Subsidiaries by Rank

Rank Company Subsidiary

Rank Company Subsidiary

Big-D Construction-Mid West
Big-D Construction-Pacific
Big-D Construction-Signature
Dovetail Construction
Johnson Carlier

77 OHL USA Inc.

Community Asphalt Corp.
Judlau Contracting Inc.
OHL Arellano Construction Co.
OHL Building Inc.

80 Gray Construction

Gray Development
Gray Ohio Valley
Gray West
GraySolutions
InLine Engineers, A Gray Co.
Spencer Bristol Engineering
Timberwolff Construction Inc.

82 The McShane Cos.

Cadence McShane Construction Co.
McShane Construction Co.

87 Sterling Construction Co. Inc.

J. Banicki Construction Co. Inc.
Myers and Sons Construction LLC
Myers and Sons Construction LP
Ralph L. Wadsworth Construction Co. LLC
Road and Highway Builders LLC
Tealstone Commercial Inc.
Tealstone Residential Concrete Inc.
Texas Sterling Construction Co.

91 Haskell

Benham, a Haskell Co.
FreemanWhite, a Haskell Co.
H.R. Gray, a Haskell Co.
Seiberling, a Haskell Co.
The Haskell Co. de Mexico

97 PJ Dick - Trumbull - Lindy Paving

Gulisek Construction
Stateline Paving

99 The Weitz Co. & Affiliates

The Weitz Co. LLC
Weitz Professional Services Groups LLC
Weitz Supply Chain LLC

100 GE Johnson

GE Johnson Construction Co.
GE Johnson Special Projects
HW Houston Construction
Schmueser & Associates

101 Garney Holding Co.

Contrak Watts/Garney JV
Garney Cos. Inc.
Garney Federal Inc.
Garney P3 LLC
Garney Pacific Inc.
Garney/Wharton-Smith JV

103 Herzog Contracting Corp.

Green Group Holdings
Herzog Railroad Services Inc.
Herzog Services Inc.
Herzog Technologies Inc.
Herzog Transit Services Inc.
Transit America Services Inc.

104 F.A. Wilhelm Construction Co. Inc.

Freitag-Weinhardt
Industrial Electric
Midwest Associates
Poynter
RSQ Fire Protection

106 Adolfson & Peterson Construction

AP Atlantic Inc.
AP Gulf States Inc.
AP Midwest LLC
AP Mountain States LLC
AP Pacific Northwest
AP Southwest LLC
AP Wyoming LLC

108 Southland Holdings LLC

Heritage Asphalt Co.
Johnson Bros. Corp.
Oscar Renda Contracting
Southland Contracting
Southland Mole of Canada

110 Barnard Construction Co. Inc.

Barnard Bessac JV
Barnard Impregilo Healy JV
Barnard of Canada Inc.

2019 Top 400 Contractors – Subsidiaries by Rank

Rank Company *Subsidiary*

Rank Company *Subsidiary*

Barnard of Nevada Inc.
Barnard Pipeline

111 RailWorks Corp.

HSQ Technologies
L.K. Comstock National Transit
RailWorks Corp.
RailWorks Maintenance of Way
RailWorks Track Services

112 E.E. Reed Construction LP

Davis/Reed Construction Inc.
E.E. Reed Construction LP
E.E. Reed East Coast
Zapalac/Reed Construction Co. LP

114 S&B Engineers and Constructors Ltd. and affiliates

Ford, Bacon & Davis LLC
S&B Engineers and Constructors Ltd.
S&B Group International Ltd.
S&B Infrastructure Ltd.
S&B Infrastructure Private Ltd.
S&B Modular Operations Ltd.
S&B Northeast Operations Ltd.
S&B Pipeline Division
S&B Plant Services Ltd.

119 Bilfinger North America Inc.

Bilfinger Industrial Services Inc.
Bilfinger Salamis Inc.
Bilfinger Westcon Inc.
Centennial Contractors Enterprises Inc.

120 Bartlett Cocke General Contractors LLC

Bartlett Cocke Industrial LLC

123 Coastal Construction Group

Coastal Condominiums
Coastal Construction Co.
Coastal Construction of Central Florida
Coastal Construction of Miami-Dade
Coastal Construction of Palm Beach
Coastal Construction of Tampa
Coastal Homes

125 Charah Solutions

Allied Power Holdings LLC
Allied Power International LLC
Allied Power Management LLC

Allied Power Services LLC
Allied Power Sole Member LLC
Ash Management Service LLC
Ash Venture LLC
Charah LLC
Charah Management LLC
Charah sole Member LLC
CV Ash LLC
Green Meadow LLC
Mercury Capture Beneficiaries LLC
Mercury Capture Intellectual Property LLC
Nutek Micro-Grinding LLC
Oreco Trading Inc.
SCB Europe Sarl
SCB International Holdings LLC
SCB Trading LLC

126 MWH Constructors Inc.

MWH Treatment
Slayden Constructors Inc.

130 Kitchell Corp.

Absher Kitchell A Joint Venture
BDK Management, a Joint Venture
GE Johnson Kitchell Joint Venture
Hardison/Downey Inc.
Kitchell CEM
Kitchell Contractors
Kitchell Custom Homes

132 The Cianbro Cos.

Cianbro Constructors
Cianbro Corp.
Cianbro Development Corp.
Cianbro Equipment
Cianbro Fabrication & Coating
Cianbro Properties
Starcon International

135 Weeks Marine Inc.

Healy Tibbitts Builders Inc.
M.P. Howlett
McNally Construction
North American Aggregates

138 Construction Partners Inc.

C.W. Roberts Contracting Inc.
Everett Dykes Greestag Co. Inc.
FSC II LLC (dba Fred Smith Co.)
The Scruggs Co.

2019 Top 400 Contractors – Subsidiaries by Rank

Rank Company Subsidiary

Rank Company Subsidiary

<p><i>Wiregrass Construction Co. Inc.</i></p> <p>139 C.W. Driver Cos. <i>Driver SPG</i> <i>Good & Roberts</i></p> <p>142 The Pike Cos. Ltd. <i>LECESSE Construction Services</i> <i>The Pike Co. Inc.</i></p> <p>143 Jingoli - DCO <i>DM Plant Services LLC</i> <i>Goldstar Energy Group Inc.</i> <i>JDC Energy Services LLC</i> <i>JDM Energy Partners LLC</i> <i>Jet Electrical Testing LLC</i> <i>Jingoli Power LLC</i> <i>JJS Management Services LLC</i> <i>Strategic Program Support LLC</i> <i>Sustainable Engineering Services LLC</i></p> <p>148 Saunders Construction Inc. <i>Great Hall Builders LLC</i> <i>Heath Construction LLC</i> <i>Saunders Express LLC</i></p> <p>149 Graycor <i>Graycor Construction Co. Inc.</i> <i>Graycor Industrial Constructors Inc.</i> <i>Graycor Southern Inc.</i></p> <p>152 SpawGlass Holding LP <i>SpawGlass Civil Construction</i> <i>SpawGlass Construction Corp</i> <i>SpawGlass Contractors Inc.</i></p> <p>153 Goodfellow Bros. <i>Goodfellow Bros. California LLC</i> <i>Goodfellow Bros. LLC</i></p> <p>154 The Rudolph/Libbe Cos. Inc. <i>GEM Inc.</i> <i>Rudolph Libbe Inc.</i> <i>Rudolph Libbe Properties</i></p> <p>156 KPRS Construction Services Inc. <i>Bergman KPRS Construction LLC</i> <i>KPRS Hawaii Construction Inc.</i></p>	<p>161 Bernards <i>Bernards Builders Inc.</i></p> <p>163 Stacy and Witbeck Inc. <i>Modern Communications Systems</i> <i>Modern Railway Systems</i></p> <p>164 EMJ Corp. <i>EMJ Corp.</i> <i>Signal Energy</i></p> <p>166 Kinsley Construction Inc. <i>R&C Heavy Mechanical LLC</i></p> <p>168 Eurovia USA (fka The Hubbard Group Inc.) <i>Blythe Construction Inc.</i> <i>Eurovia Atlantic Coast LLC</i> <i>Hubbard Construction Co.</i></p> <p>171 Orion Group Holdings Inc. <i>East & West Jones Placement Areas LLC</i> <i>Orion Administrative Services Inc.</i> <i>Orion Construction LP</i> <i>Orion Industrial Construction LLC</i> <i>Orion Marine Construction Inc.</i> <i>Orion Marine Contractors Inc.</i> <i>Preferred Tool Inc.</i> <i>Schneider Engineering & Consulting Co. Inc.</i> <i>T.A.S. Commercial Concrete Construction LLC</i> <i>T.A.S. Proco LLC</i></p> <p>173 Cajun Industries LLC <i>Cajun Constructors LLC</i> <i>Cajun Constructors LLC</i> <i>Cajun Deep Foundations LLC</i> <i>Cajun Engineering Solutions LLC</i> <i>Cajun Industrial Design & Construction LLC</i> <i>Cajun Industrial Design & Construction LLC</i> <i>Cajun Maritime LLC</i></p> <p>174 Satterfield & Pontikes Construction Inc. <i>Rollcon</i> <i>Westway Construction Services</i></p> <p>175 Ferreira Construction Co. Inc. <i>Ferreira Atlantic Coastal Construction</i> <i>Ferreira Coastal Construction</i> <i>Ferreira Southern Division Construction</i></p>
--	---

2019 Top 400 Contractors – Subsidiaries by Rank

Rank Company Subsidiary

Rank Company Subsidiary

177 PARIC Holdings

*Cooperative Building Solutions
Henning Cos.
Henning/PARIC
PARIC Corp.*

179 Tellepsen

*Building Concrete Solutions (BCS)
Tellepsen Builders
Tellepsen Engineering
Tellepsen Industrial
TI Constructors*

180 Charles Pankow Builders

*Construction Specialties Ltd.
Mid State Precast LP
Pankow PENTA LLC
Pankow Special Projects LP*

185 Dennis Group

*Dennis Brasil Engenharia Ltda.
Dennis Group Canada Inc.
Dennis Group International Unipessoal Lda.
Tech4Food Engineering & Innovation Lda.
The Dennis Engineering Group LLC
The Dennis Group Inc.*

187 J. Fletcher Creamer & Son Inc.

*Creamer Jingoli LLC
Creamer Sanzari, JV
J. Fletcher Creamer & Son Inc.*

190 FCI Constructors Inc.

*FCI Constructors of New Mexico
FCI Constructors of Wyoming*

196 Walsh Construction Co.

*RDF Builders Co.
Walsh Construction Co.
Walsh Construction Co./OR
Walsh Construction Co./WA*

197 ASRC Industrial Services

*Brad Cole Construction
D. Zelinsky & Sons
DACA Specialty Coatings
FD Thomas
Hudspeth & Associates*

MAVO Systems

Omega

Petrochem Insulation

RSI EnTech

203 Anderson Columbia Co. Inc.

*A Mining Group II
Corridor Mining
Junction City Mining*

209 Bulley & Andrews

Bulley & Andrews Concrete Restoration

211 Klinger Cos. Inc.

*Gleeson Constructors & Engineers LLC
Klinger Constructors LLC
W.A. Klinger LLC
Younglove Construction LLC*

216 Phillips Infrastructure Holdings Inc.

*Phillips and Jordan Inc.
RowCon LLC*

220 Pernix Group Inc.

*BE&K Building Group, Charleston
BE&K Building Group, Charlotte
BE&K Building Group, Chicago
BE&K Building Group, Greenville
BE&K Building Group, Houston
BE&K Building Group, Raleigh
Pernix (Fiji) Ltd.
Pernix Guam LLC
Vanuatu Utilities & Infrastructure*

222 Zachry Construction Corp.

*Zachry Federal Construction Corp.
Zachry Underground & Utility Services Inc.*

224 ECC

*ECC Constructors
ECC Insight JV
ECC QM JV
ECCI
ECCO GmbH*

230 Morley Builders

*Benchmark Contractors Inc.
Morley Construction Co.*

2019 Top 400 Contractors – Subsidiaries by Rank

Rank Company Subsidiary

Rank Company Subsidiary

231 Haselden Construction

Haselden Resort Constructors
Haselden Wyoming Constructors

233 SNC-Lavalin Inc.

Anthony Acquisition Corp.
Atkins Energy Federal EPC Inc.
Atkins Nuclear Secured LLC
Data Transfer Solutions
Isotek Systems LLC
SNCL - US OPCO
SNC-Lavalin Constructors Inc.
SNC-Lavalin Engineers & Constructors Inc.
The Atkins North America Holdings LLC
US Energy JVs
Valerus Field Solutions Holdings LLC

235 New South Construction Co.

New South Construction Co. LLC

236 Deacon Construction LLC

Deacon Construction LLC
Deacon Corp. of Washington
Deacon Corp., Portland
Deacon Corp., Sacramento

238 Bozzuto Construction Co.

Bozzuto Building Co.
Bozzuto Construction Co.
Bozzuto Contracting Co.
Bozzuto Contractors Inc.

242 Vecellio Group Inc.

Hal Jones Contractor
Ranger Construction Industries Inc.
Sharpe Brothers
Vecellio & Grogan Inc.

248 Shaw Construction

Shaw - Saunders Joint Venture (508)
Shaw Builder LLC
Shaw Construction LLC
Shaw Construction Wyoming LLC

249 The Branch Group Inc.

Branch Builds Inc.
Branch Civil Inc.
G. J. Hopkins Inc.
L. A. Lacy LLC

254 The Middlesex Corp.

Massachusetts Ready-Mix LLC
Middlesex Asphalt LLC
Middlesex Materials Holdings Inc.
Middlesex Paving LLC

256 Shiel Sexton Co. Inc.

Anova

258 Security Paving Co. Inc.

Security Paving Co. Inc.

259 Superior Construction Holding Co. Inc.

Superior Construction Co. Inc.
Superior Construction Southeast LLC

260 Commercial Contracting Corp.

Commercial Contracting de Mexico

267 Manson Construction Co.

Manson Marine Canada

268 Pioneer Construction

Metal Tech Building Systems
Taolred Builidgn Systems

270 Parkway C&A LP

Parkway C&A

280 KBE Building Corp.

KBENY
New Valley Construction

282 Posillico Inc.

Posillico Materials LLC

283 American Bridge Co.

American Bridge Bahamas
American Bridge Canada Co.
American Bridge International

288 Crowder Constructors Inc.

Crowder Construction Co.
Crowder Industrial Construction LLC

290 Quandel Enterprises Inc. and Subsidiaries

J. Vinton Schafer & Sons Inc.
Performance Construction Services Inc.

2019 Top 400 Contractors – Subsidiaries by Rank

Rank Company Subsidiary

Rank Company Subsidiary

*Pyramid Construction Services Inc.
QEI Construction Group LLC
Quandel Construction Group Inc.*

292 Baldwin & Shell Construction Co.

*Baldwin & Shell Central Arkansas Division,
Bryant
Baldwin & Shell Central Arkansas Division,
Little Rock
Baldwin & Shell Construction Services
Division
Baldwin & Shell Corporate Office
Baldwin & Shell Industrial Services Division
Baldwin & Shell Memphis Division
Baldwin & Shell Northeast Division
Baldwin & Shell Northwest Arkansas Division*

296 Mascaro Construction Co. LP

*Mascaro Contracting LP
Mascaro Pipeline LP
Mascaro Specialty Services LP*

298 H&M Co. Inc.

*Concrete Systems Co. LLC
Electrical Systems Co. LLC
H&M Architects/Engineers Inc.
H&M Industrial Services Inc.*

300 Graham Construction

*Gracorp Inc.
Graham Construction & Management Inc.
Graham Construction Inc.
Graham Construction Services Inc.
Graham Contracting Ltd.*

304 CDM Smith

*CDM Constructors Inc.
CDM Federal Programs
CDM International
The Louis Perry Group*

305 Granger Construction Co.

Granger Construction Co.

320 Clark Construction Co.

Clark Contracting Services

321 dck worldwide

dck Bahamas

*dck Bermuda
dck California Construction
dck Dominica
dck FWF
dck International LLC
dck Jamaica
dck Pacific
dck St. Maarten
dck Worldwide LLC*

327 Ulliman Schutte Construction LLC

*Clark US LLC
Construction Engineers-US, a Joint Venture*

328 Chasse Building Team

Chasse Building Team

331 Kaufman Lynn Construction

Gulf Coast Community Builders LLC

332 Lyles Construction Group

*American Paving Co
Lyles Utility Co. LLC
New England Sheet Metal and Mechanical Co.
W.M. Lyles Co.*

334 Bowen Engineering Corp.

*Bowen Consulting Group
Locke AMI LLC*

336 W.G. Clark Construction Co.

W.G. Clark Construction Co.

338 CDI Contractors

Custom Millwork

339 Butz Enterprises Inc.

*Alexander Building Construction Co.
Alvin H. Butz Inc.
Gates Butz
Procida Butz
Shoemaker Construction Co.*

342 Bradbury Stamm Construction Inc.

*Bradbury Stamm Contractors Inc.
Bradbury Stamm Winkelman Construction LLC*

360 Sletten Cos.

SCC Energy Services Inc.

2019 Top 400 Contractors – Subsidiaries by Rank

<u>Rank</u>	<u>Company</u>	<u>Subsidiary</u>	<u>Rank</u>	<u>Company</u>	<u>Subsidiary</u>
		Sletten Construction Compan Sletten Construction of Nevada Inc. Sletten Construction of Wyoming Inc.			Wagman Construction Inc. Wagman Heavy Civil Inc.
361	MW Builders Inc.	MW Builders Inc., Austin MW Builders Inc., Kansas MW Builders Inc., Midland	393	The Jaynes Cos.	Jaynes Corp. Jaynes of Colorado Jaynes of Texas Jaynes Structures
365	SEMA Construction Inc.	Blue Line Equipment SEMA Precast Inc.			
368	i+iconUSA	Fay, an i+iconUSA Co. i+iconSoutheast			
371	Fort Myer Construction Corp.	Fort Myer Construction Corp.			
376	Electrical Consultants Inc.	Electrical Consultants Inc. EPC Services Co.			
378	Epstein	Epstein Architecture and Engineering SRL Epstein Sp. Z o.o.			
382	FNF Construction Inc.	Bakken Aggregates LLC FNF Construction Inc. FNF New Mexico LLC			
384	Stevens Engineers & Constructors Inc.	CDMG			
387	IPS-Integrated Project Services LLC	IPS BioPharmaceutical Technology Consulting (Tianjin) LLC IPS International Private Ltd. IPS-Integrated Project Services (Ireland) Ltd. IPS-Integrated Project Services GmbH IPS-Integrated Project Services Ltd. IPS-Integrated Project Services Pte. Ltd. IPS-Integrated Project Services ULC IPS-Mehtalia Pvt. Ltd. IPS-Serviços de Projetos Integrados Ltda.			
389	Wagman Inc.				

Where the 2019 Top 400 Contractors Worked

Region Country Company

A. NORTH AMERICA

CANADA

AECOM
Aegion Corp.
Alberici-Flintco
American Bridge Co.
APTIM
ARCO Construction Cos.
Balfour Beatty US
Barnard Construction Co. Inc.
Barton Malow Co.
Bechtel
Black & Veatch
Burns & McDonnell
CDM Smith
Dennis Group
Dragados
ECC
Flatiron Construction
Fluor Corp.
Gilbane Building Co.
Granite Construction Inc.
Gray Construction
Haskell
Herzog Contracting Corp.
HITT Contracting Inc.
IPS-Integrated Project Services LLC
Jacobs
Jingoli - DCO
KBR Inc.
Kiewit Corp.
Manson Construction Co.
Matrix Service Co.
Michels Corp.
Mortenson
MWH Constructors Inc.
Parsons Corp.
PCL Construction Enterprises Inc.
RailWorks Corp.
Roncelli Inc.
Skanska USA
Southland Holdings LLC
STO Building Group Inc.
Tutor Perini Corp.
Walbridge
The Walsh Group Ltd.
Weeks Marine Inc.
Wood
Zachry Group

B. LATIN AMERICA

ARGENTINA

Aegion Corp.
China Construction America/Plaza Construction

Region Country Company

Fluor Corp.

BOLIVIA

Wood

BRAZIL

AECOM
Aegion Corp.
Fluor Corp.
IPS-Integrated Project Services LLC

CHILE

Aegion Corp.
Bechtel
CDM Smith
Fluor Corp.
Wood

COLOMBIA

AECOM
Choate Construction Co.
Fluor Corp.
Haskell

COSTA RICA

Alston Construction

GUATEMALA

BL Harbert International

HONDURAS

Fluor Corp.
BL Harbert International

MEXICO

AECOM
Aegion Corp.
Alberici-Flintco
Barton Malow Co.
The Beck Group
Caddell Construction Co. (DE) LLC
Commercial Contracting Corp.
Dennis Group
Fluor Corp.
Gilbane Building Co.
Granite Construction Inc.
Graycor
BL Harbert International
Haskell
IPS-Integrated Project Services LLC
KBR Inc.
Kiewit Corp.
Manhattan Construction Group
McDermott

Where the 2019 Top 400 Contractors Worked

Region Country Company

Walbridge

PANAMA

AECOM

Aegion Corp.

China Construction America/Plaza Construction

Crowder Constructors Inc.

PARAGUAY

Caddell Construction Co. (DE) LLC

PERU

APTIM

Bechtel

Fluor Corp.

URUGUAY

Tutor Perini Corp.

VENEZUELA

Fluor Corp.

C. CARIBBEAN ISLANDS

PUERTO RICO

AECOM

APTIM

Fluor Corp.

Haskell

Jacobs

Manhattan Construction Group

Shiel Sexton Co. Inc.

Tutor Perini Corp.

The Walsh Group Ltd.

The Yates Cos. Inc.

CUBA

Gilbane Building Co.

D. EUROPE

ALBANIA

Bechtel

BL Harbert International

AUSTRIA

Aegion Corp.

Haskell

AZERBAIJAN

Fluor Corp.

BELGIUM

Region Country Company

Caddell Construction Co. (DE) LLC

ECC

Fluor Corp.

KBR Inc.

Parsons Corp.

CZECH REP.

KBR Inc.

DENMARK

Aegion Corp.

IPS-Integrated Project Services LLC

McDermott

ESTONIA

ECC

Wood

FINLAND

Fluor Corp.

FRANCE

Day & Zimmermann

Fluor Corp.

GEORGIA

Bechtel

Parsons Corp.

GERMANY

DPR Construction

ECC

Fluor Corp.

KBR Inc.

Parsons Corp.

Pernix Group Inc.

GREECE

Caddell Construction Co. (DE) LLC

HUNGARY

AECOM

Fluor Corp.

IRELAND

Aegion Corp.

Fluor Corp.

IPS-Integrated Project Services LLC

KBR Inc.

STO Building Group Inc.

ITALY

ECC

Where the 2019 Top 400 Contractors Worked

Region Country Company

Parsons Corp.
Shiel Sexton Co. Inc.
Wood

NETHERLANDS

Aegion Corp.
Caddell Construction Co. (DE) LLC
DPR Construction
Fluor Corp.

NORWAY

Aegion Corp.
Fluor Corp.
The Walsh Group Ltd.

POLAND

Aegion Corp.
Fluor Corp.
KBR Inc.
Tutor Perini Corp.
Wood

PORTUGAL

Aegion Corp.
ECC

ROMANIA

ECC
Epstein

RUSSIA

Caddell Construction Co. (DE) LLC
Fluor Corp.
KBR Inc.
The Yates Cos. Inc.

SPAIN

Aegion Corp.
APTIM
ECC
Gilbane Building Co.
IPS-Integrated Project Services LLC

SWEDEN

DPR Construction
Fluor Corp.
BL Harbert International
Skanska USA

SWITZERLAND

IPS-Integrated Project Services LLC

UNITED KINGDOM

AECOM

Region Country Company

Aegion Corp.
American Bridge Co.
Bechtel
Black & Veatch
DPR Construction
Fluor Corp.
Gilbane Building Co.
BL Harbert International
IPS-Integrated Project Services LLC
Jacobs
KBR Inc.
MWH Constructors Inc.
Parsons Corp.
Skanska USA
STO Building Group Inc.

E. MIDDLE EAST

AFGHANISTAN

Caddell Construction Co. (DE) LLC
ECC
Fluor Corp.
Gilbane Building Co.
KBR Inc.
The Weitz Co. & Affiliates

BAHRAIN

Bechtel
ECC
Great Lakes Dredge & Dock Co. LLC
Jacobs
KBR Inc.
The Weitz Co. & Affiliates

IRAQ

AECOM
ECC
Fluor Corp.
BL Harbert International
KBR Inc.
Wood

ISRAEL

Gilbane Building Co.
MWH Constructors Inc.

JORDAN

BL Harbert International

KUWAIT

AECOM
Aegion Corp.
ECC
Fluor Corp.
The Weitz Co. & Affiliates

Where the 2019 Top 400 Contractors Worked

Region Country Company

LEBANON

BL Harbert International
KBR Inc.
Parsons Corp.

OMAN

Aegion Corp.
Bechtel
KBR Inc.
McDermott

PAKISTAN

BL Harbert International
KBR Inc.

QATAR

AECOM
CDM Smith
Fluor Corp.
BL Harbert International
McDermott
The Weitz Co. & Affiliates
Wood

SAUDI ARABIA

Aegion Corp.
Bechtel
Caddell Construction Co. (DE) LLC
CDM Smith
Fluor Corp.
Gilbane Building Co.
Great Lakes Dredge & Dock Co. LLC
KBR Inc.
McDermott
SNC-Lavalin Inc.
Tutor Perini Corp.

TURKEY

ECC
Fluor Corp.
Gilbane Building Co.
BL Harbert International
Wood

U.A.E.

Charah Solutions

F. ASIA/AUSTRALIA

AUSTRALIA

AECOM
Aegion Corp.
Bechtel

Region Country Company

Black & Veatch
EMJ Corp.
Engineered Structures Inc. (ESI)
Fluor Corp.
KBR Inc.
Matrix Service Co.
McDermott

BRUNEI

Aegion Corp.

CHINA (P.R.C.)

Fluor Corp.
Haskell
IPS-Integrated Project Services LLC
Stellar

DIEGO GARCIA

Gilbane Building Co.
Parsons Corp.
Tutor Perini Corp.

INDIA

AECOM
Aegion Corp.
Bechtel
Caddell Construction Co. (DE) LLC
Fluor Corp.
BL Harbert International
IPS-Integrated Project Services LLC
McDermott

INDONESIA

Aegion Corp.
Black & Veatch
Fluor Corp.
BL Harbert International
KBR Inc.

JAPAN

AECOM
APTIM
Gilbane Building Co.
Parsons Corp.
The Weitz Co. & Affiliates
Wood

KAZAKHSTAN

Bechtel
Fluor Corp.

KOREA, SOUTH

AECOM
APTIM

Where the 2019 Top 400 Contractors Worked

Region Country Company

DPR Construction
ECC
Gilbane Building Co.
BL Harbert International
Matrix Service Co.
Parsons Corp.
Pernix Group Inc.
Wood

KYRGYZSTAN

ECC

MALAYSIA

AECOM
Aegion Corp.
Black & Veatch
Fluor Corp.
Haskell
KBR Inc.

NEW ZEALAND

Aegion Corp.
Fluor Corp.

PACIFIC ISLANDS

Gilbane Building Co.
Parsons Corp.
Pernix Group Inc.

PHILIPPINES

AECOM
Black & Veatch
ECC
Fluor Corp.
Tutor Perini Corp.

SINGAPORE

Aegion Corp.
DPR Construction
Fluor Corp.
Fortis Construction Inc.

SRI LANKA

Caddell Construction Co. (DE) LLC

THAILAND

AECOM
Bechtel
Black & Veatch
Fluor Corp.

TURKMENISTAN

Caddell Construction Co. (DE) LLC

Region Country Company

UZBEKISTAN

AECOM

VIETNAM

Black & Veatch

MONGOLIA

Fluor Corp.

G. NORTH AFRICA

EGYPT

AECOM
Bechtel
Fluor Corp.
The Weitz Co. & Affiliates

ETHIOPIA

KBR Inc.

LIBYA

Bechtel

NIGER

BL Harbert International

SOMALIA

KBR Inc.

H. CENTRAL AND SOUTHERN AFRICA

ANGOLA

Bechtel

BENIN

BL Harbert International

BOTSWANA

Fluor Corp.

CAMEROON

ECC

GUINEA

Fluor Corp.

KENYA

Bechtel
Caddell Construction Co. (DE) LLC
KBR Inc.

MOZAMBIQUE

Where the 2019 Top 400 Contractors Worked

Region Country Company

Region Country Company

Pernix Group Inc.

NIGERIA

KBR Inc.

SIERRA LEONE

Pernix Group Inc.

SOUTH AFRICA

Aegion Corp.

Engineered Structures Inc. (ESI)

Fluor Corp.

SWAZILAND

BL Harbert International

UGANDA

Fluor Corp.

Pernix Group Inc.

ZIMBABWE

BL Harbert International

I. ANTARCTIC/ARCTIC

Parsons Corp.